


विकास प्रबंधन संस्थान
Development Management Institute

Annual Report 2016-17



About Logo



DMI

सुविद्या सुविनियोगात् सुविकासः

The geometric approach signifies the rigour and discipline essential for any kind of development and growth. At the centre is a solid square which portrays the institute and its strong inter-linkages with the external world, as seen by the four connecting routes to the outer octagonal shape. Four honeycombed shapes surrounding the solid square represent the key stakeholders - State, Civil Society, Markets, and Community.

The leaf-like structures on all four corners signify an open book, strengthening the perception of an academic institution. The circles along with the leaves represent the blossoming of empowered graduates with an integrated learning of perspectives, operational competencies, and contextual understanding. The sharp yet dynamic form represents discipline, excellence, and mindful alertness.

Set in an earthly terracotta colour, the symbol portrays rootedness and humility with commitment to impart good education, that applied right, ushers in progressive well-being.

Empowering Grassroots

President

Sri Nitish Kumar

Hon'ble Chief Minister, Bihar

Board of Governors, DMI Society

Chairman

Sri Anup Mukerji

Secretary

Ministry of Human Resource Development, Govt. of India

Member

Prof. Tushaar Shah

Senior Fellow, IWMI, Anand

Prof. Trilochan Sastry

Professor, IIM, Bangalore

Smt. Sujata Chaturvedi, IAS

Principal Secretary, Finance Department, Govt. of Bihar

Sri Arvind Kumar Chaudhary, IAS

Secretary, Rural Development Department, Govt. of Bihar

Sri Balamurugan D, IAS

CEO, BRLPS, Patna, Bihar

Smt. Seema Tripathi, IAS

MD, COMFED, Patna, Bihar

Dr. Khalid Mirza

Director, Higher Education, Govt. of Bihar

Dr. MK Tiwari

Regional Officer, AICTE, Northern Region, Kanpur

Prof. G Krishnamurthi

Senior Professor and Dean, DMI

Prof. Aditi Thakur

Assistant Professor, DMI

Member Secretary

Prof. KV Raju

Senior Professor and Director, DMI

**As of September 2017*



1. Origin and Mission

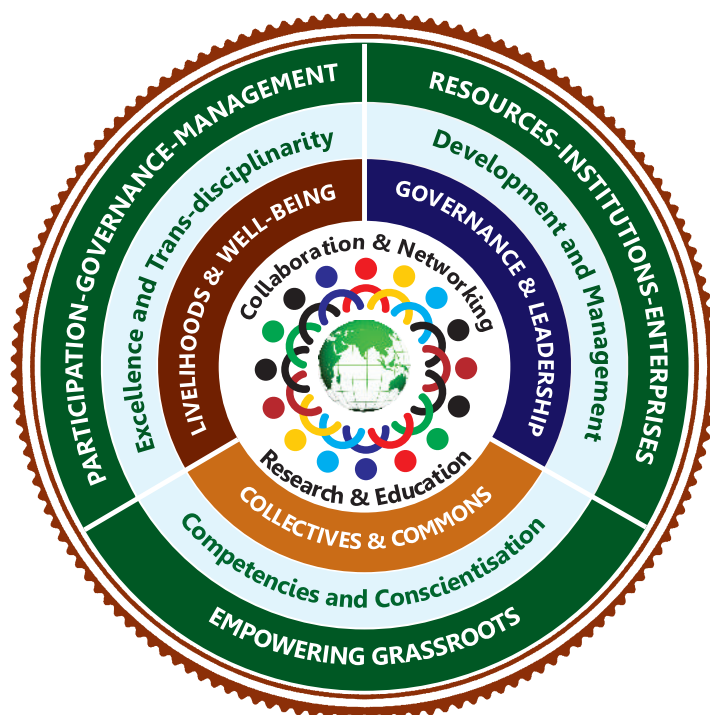
Development Management Institute (DMI) was set up as an autonomous institution in February 2014 pursuant to a desire of the Government of Bihar to establish a High Performing Knowledge Institution (HPKI), and arising from recognition of the growing need for development management professionals. The rationale of DMI is best captured in its mission

"To empower and usher in participatory governance and management of institutions, enterprises and resources for enhancing livelihoods and generating sustainable development".

DMI endeavours to empower grassroots through:

- Creation of a cadre of Development Management professionals through its Post-graduate Diploma Programmes, Certificate Programmes and courses, and the Fellow Programme;
- Enhancement of professional and personal competencies of Development Management Professionals through sustained short-duration Competencies Enhancement Programmes (CEP);
- Engagement in networked trans-disciplinary Action Research and Policy Advocacy, through the following Collaborative Action Research and Education (CARE) centres:
 - Livelihoods and Well-being
 - Collectives and Commons
 - Leadership and Governance
- Orientation of Vision, Values and Leadership Practices towards Good Governance, by working with organisations and institutions at different levels.

This report presents the efforts of DMI during the year 2016-17 towards the realisation of its mission.



2 SUPPORT FOR ESTABLISHING DMI

2.1 Grants from the Government of Bihar

The Government of Bihar released a total sum of ₹28.085 cr. to DMI during the financial year 2016-17. DMI utilised these funds for meeting expenses, acquisition of assets, and invested ₹ 23.00cr. as CORPUS Fund and ₹ 1.50cr.as Scholar Support Fund in accordance with budget approved by the Board for the year. As a result, the total investment on Corpus Funds as on 31 March 2017 is ₹ 36.50 cr., and that on Scholar Support Fund ₹ 9.5 cr.

Government of Bihar had sanctioned ₹ 50.00 crores for the financial year 2017-18, comprising ₹ 5.00 crores towards Salaries, Allowances, Benefits; ₹ 5.00 crores towards Assets Acquisition and ₹ 40.00 crores for Other than Salaries and Assets Creation.

(Source: Document of Bihar Government, Finance Department, 42-Rural Development Department, NON-PLAN EXPENDITURE & PLAN, 2017-18).

The following table presents a summary of the actual expenditure vis-a-vis funds released during the period 2016-17:

(Amount in ₹)

Budget Head	2016-17			
	Balance 01.04.2016	Grant Received	Utilised	Balance 31.03.2017
	(A)	(B)	(C)	(D=A+B-C)
A. Salaries,	2,99,03,726	Nil	3,06,17,233	(7,13,507)
Allowances,		23,68,821*		23,68,821*
Benefits				
B. Acquisition of	4,32,40,012	Nil	4,32,40,012	-
Assets		28,14,008*		28,14,008*
C. Other than	48,32,164	28,08,50,000**	28,99,30,389	(42,48,225)
Salaries Assets				
Total	7,79,75,902	28,08,50,000	36,37,87,634	(49,61,732)
		51,82,829*		51,82,829*
DMI Corpus	13,50,00,000	23,00,00,000		36,50,00,000
Investment Fund	37,13,506*	1,86,40,847*		2,23,54,353*
E. DMI Scholar	8,01,50,250	1,61,74,750#	7,09,250	9,56,15,750
Support Fund	29,61,684*	76,80,733*		1,06,42,417*

* Interest earned

** of this ₹ 23 Crores added to DMI Corpus Investment Fund and ₹ 1.5 Crores added to DMI Scholar Support Fund

Includes COMFED contribution of ₹ 11,74,750/-

DMI expresses its gratitude to the Rural Development and other departments of the Government of Bihar for facilitating the availability of funds.



2.2 DMI Corpus Investment Fund

DMI had requested the Govt. of Bihar for a Corpus Fund of ₹ 100cr.; this was approved as a part of the total funds support of ₹ 316 cr. DMI has created a Corpus Fund of ₹ 36.5 cr. from the grants received during 2014-17.

2.3 DMI Scholar Support Fund

DMI requested the Govt. of Bihar for a Scholar Support Fund of ₹ 50 cr. which was approved as a part of the total funds support of ₹ 316 cr. DMI has created a Scholar Support Fund of ₹ 9.5 cr. from out of the grants received during the years 2014-17.

Criteria for Scholarship	
Grade Point Average (GPA)	Fee Waiver
2.20 – 2.33	25% of Tuition Fee
2.34 – 2.65	50% of Tuition Fee
2.66 – 2.99	75% of Tuition Fee
3.00 and above	100% of Tuition Fee

DMI gratefully acknowledges contribution of ₹ 11,74,750/- towards Scholar Support Fund during the year 2016-17.

Scholarship Support to Students 2015-16				
SL No.	Name	(PDM 15-17)		Total
		Term-II	Term-III	
1	Abhilash Singh	63,500	95,250	1,58,750
2	Amit Kumar	63,500	95,250	1,58,750
3	Daggolu Manvita Reddy	31,750	31,750	63,500
4	Manjeet Singh	1,27,000	95,250	2,22,250
5	Monalisa	95,250	95,250	1,90,500
6	Sonali Anand	95,250	63,500	1,58,750
7	Shreya	-	63,500	63,500
8	Swarn Saurabh	-	31,750	31,750
9	Amber Kumar	-	1,27,000	1,27,000
	Total	4,76,250	6,98,500	11,74,750

2.4 Space for DMI

The Institute continues to function at its transit campus in Udyog Bhawan, Second Floor, where it got its classrooms, library, seminar hall, computer centre, offices and all other facilities ready as per AICTE requirements for conducting the PGDM programme. The Institute took on lease an additional space of 3,500 sq. ft. from BIADA to make up for certain deficiencies pointed out by AICTE Inspection team during April 2016. DMI expresses its gratitude to BIADA for allotting space on rental basis in Udyog Bhawan, Patna for DMI to function.



DMI Udyog Bhawan Campus

2.5 Land for Building Permanent Campus

The Department of Industries, Govt. of Bihar communicated to BIADA the approval of the Hon'ble Chief Minister for allotment of 15 acres of land for the Institute campus in Bihta on March 3, 2017. In pursuance, BIADA allotted the land to the Institute on March 31, 2017 and requested the Institute to remit ₹ 31,51,85,785/- towards long-term lease.

3. FACILITIES FOR DMI ACTIVITIES

3.1 Knowledge Centre

During the year under review, further additions were made to the Knowledge Centre by way of books, journal article databases, print journals, magazines and newspapers. The RFID system installed during the last year has been in active use during the year under reporting. The Knowledge Centre hosted 5,557 volumes of books comprising 5,253 titles, 6 journal article databases (EBSCO, ProQuest, Emerald, J-Gate, EPW, IndiaStat), 14 Indian and international journals in print format, 13 magazines and 13 newspapers as on March 31, 2017. In addition, it also houses 108 CDs and DVDs. The addition to the Knowledge Centre is a continuing process, and the stock is being enriched.

The Institute has provided all its faculty members and PDM participants laptop computers and associated facilities like wi-fi connectivity and printers.



Knowledge Centre

3.2 Faculty Accommodation and Guest House

The Institute has also taken on lease a total of ten flats for faculty accommodation and for a guest house for visiting Faculty at Bailey Green Apartments, near Rupaspur Thana, Patna. A fully operational kitchen facility has been established to take care of the needs of visiting/ guest faculty. This kitchen also caters to the needs of a few resident faculty members on payment basis, as and when availed. All residential flats are equipped with necessary furniture and internet connectivity.



3.3 Participants' Hostel

The Institute has established hostel facility with double occupancy accommodation for 40 PDM participants with good quality furniture, fitness equipment, well-equipped discussion rooms and common rooms, a functional mess facility, internet access, etc. in two floors of space hired in Ganesh Complex, Kadam Kuan, Patna. All PDM participants are accommodated in the hostel.



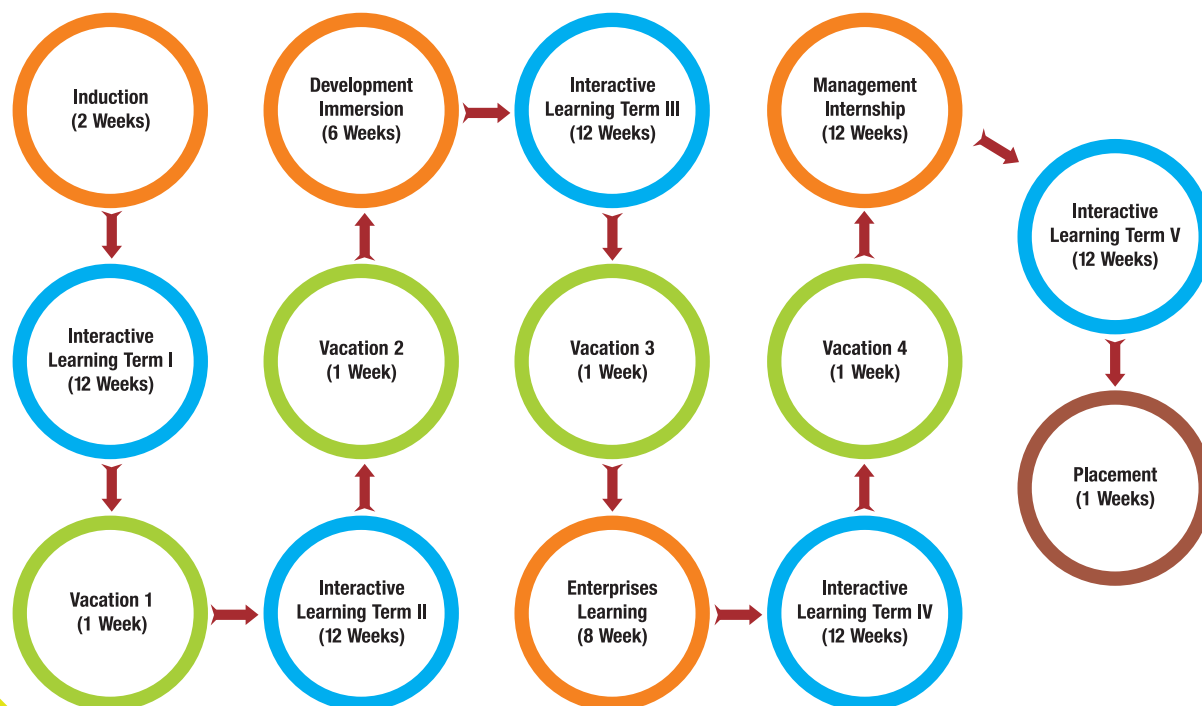
Facilities at DMI Hostel

4 Post-graduation Programme in Development Management (PDM)

The pioneering activity of DMI is its two-year full-time Post-graduate Programme in Development Management (PDM) which aims at preparing its graduates to achieve:

- Personal growth by widening perspectives through interactive learning from perspective-building, foundational, functional and integrative courses, and enriched by learning by doing and reflective dialoguing process; and
- Transformation into Development Management Professionals by exposure to contextual realities during immersion, enterprise learning and apprenticeship modules, mediated by experiential learning from first-hand living and working in situ.

PDM curriculum primarily focuses on imparting competencies necessary for participatory governance and management of resources, enterprises, institutions, and interventions. The curriculum is a fine mix of classroom learning and hands-on experiential learning distilled in the crucible of praxis in the diverse institutional partner network of DMI, by interspersing mutually reinforcing classroom and experiential learning at regular intervals, as shown in the structure given below:



PDM Programme Design

4.1 PDM Activities - 2016-17

PDM 2015-17

During the year under review, twelve students of PDM 2015-17 batch (including three repeaters from the previous batch) completed their fourth and fifth Interactive Learning terms and their Enterprise Learning and Management Internship modules. As a part of their eight-week long Enterprise Learning (EL) module, they were attached to different organisations as shown in the following list during the period May 16, 2016 – July 2, 2016:

Sl. No.	Organisations for Enterprise Learning	Participants
1	Amalsad Vibhag Vividh Karyakari Shakari Khedut Mndali Ltd. - Gujarat	Purushottam Kumar Manjeet Singh
2	PAAYAS, Rajasthan	Abhilash Singh Swarn Saurabh
3	Vasundhara Agri-Horti Producer Co. Ltd (VAPCOL), Gujarat	Amber Kumar Amit Kumar
4	Madhya Pradesh Women Poultry Cooperative Ltd.- Kesla, Madhya Pradesh	Monalisa Sonali Anand
5	Jharkhand Women Poultry Cooperative Ltd., Gumla	Manvitha Reddy Shreya

The participants pursued their twelve-week long Management Internship (MI) module in different organisations during the period October 10, 2016 – December 31, 2016, as detailed below:

Organisation	Name of Student	Project Domain/ Title
Friends of Women World Banking (FWWB)	Sonali Anand Monalisa Shreya	Agri Finance Programme
Syngenta Foundation	Amit Kumar	Developing Demand Driven Production System for Marketing of Green Peas to Mother Dairy
Reliance foundation	Purushottam Kumar Amber Kumar	Impact of Sustainable Agricultural Practices
Technoserv	Swarn Saurabh Abhilash	Farm Interventions
Institute for Financial Management and Research (IFMR)	Manvitha Manjit	Microfinance
Bihar Rural Livelihood Promotion Society (BRLPS)	Pushkar Khusbhoo	Financial Inclusion Non-Farm Livelihoods



PDM 2016-18

Twenty-four candidates were enrolled for this batch after a four-stage selection process comprising AICTE-approved Management Admission Tests, viz. CAT, XAT, GMAT, MAT, CMAT and ATMA, Group Process, Development Management Admission Test (DMAT) and Personal Interviews.

A summary of the educational background of the participants is given below:

Graduation Stream Wise						
Gender	B.Com	B.A./ B.Sc.	B.Tech/ B.E./ M.Tech./ M.Sc.	BBA/ BBM/ BBE	BCA	Grand Total
Female	2	-	2	2	0	6
Male	1	1	8	7	1	18
Grand Total	3	1	10	9	1	24

During the year under review, the participants completed their remedial programme, induction programme, three Interactive Learning terms and Development Immersion.

They were attached to different development organisations for their Development Immersion during the period January 2, 2017 – February 11, 2017, as per details given below:

Sl. No.	Organisation	Activities	Participants' Team
1	Foundation for Ecological Security (FES), Bhilwara, Rajasthan	Conservation of nature and natural resources	Aman Raj Sonu Kumar Abhishek
2	Kalamandir Jamshedpur Jharkhand	Handicraft / Rural tourism	Satyarupa Kumari Neha Singh Priyanka Kumari
3	Saathi, Kondagaon, Chattisgarh	Revive traditional handicraft in BASTAR, sustainable income generation, natural resource management	Aniket Nitish Kumar Gaurav Kumar
4	PRADAN Narharpur- Kanker, Chhatisgarh	Promotion of SHG, forest based livelihood, natural resource management, livestock development	Neh Nirjhar Singh Amarjeet Gandhi Chandramani
5	APMAS Kamareddy, Andhra Pradesh	Capacity building of SHGs/civil society organisation through training/research and livelihood promotion	Deepu Kumar Amritansh Kumar Chaubey Sushant Kumar
6	BAIF Rajkot/ Jamnagar, Gujarat	Ensuring sustainable livelihood, enriched environment, improved quality of life and good human values.	Harshita Umarao Lovely Singh Anju Priya
7	AKRSP Gujarat Daang, Gujarat	Livelihood enhancement for tribal communities through natural resource management	Raj Kumar Sanu Kumar Piyush
8	AKRSP MP Khandwa, Madhya Pradesh	Livelihood enhancement for tribal communities through natural resource management	Pawan Kumar Singh Anurodh Sinha Vikram Vijayant Rana



4.2 PDM Curriculum Review Workshop

A two-day workshop for review of PDM Curriculum Review was conducted during May 13-14, 2016. Following the deliberations at the workshop, it has been decided to offer common courses to the extent of 18 credits during the first year. During the second year, the participants will have a mix of courses from the following two focus areas of DMI:

- Well-being and Livelihoods
- Development Enterprise Management

Further, a total of 60 sessions spread over the three terms of the first year have been included to provide additional support to the participants to improve their communication and critical thinking skills for effective managerial and academic performance. The sessions will constitute a non-credit component and will be mandatory for all students; they have to clear the course(s) for the award of diploma.

The PDM Handbook has been revised during the year.



Curriculum Review Workshop



5 Collaborative Action Research and Education (CARE) Centres

5.1 End Term Evaluation of AKRSP (I) Project

A team of DMI faculty members consisting of Profs. G.Krishnamurthi, E.N.Reddy, Jaya Kritika Ojha and Amrita Dhiman conducted the end-term evaluation study of the project “Water for Good Health and Sustainable Livelihood” being implemented in four blocks of Muzaffarpur and Samastipur districts by Aga Khan Rural Support Programme India [AKRSP(I)] under EC funding. The specific objective of the End-term evaluation was to review the achievement made by the project vis-à-vis its objectives and results as laid out in its project plan.

DMI completed the evaluation and has presented the report to AKRSP (I) and discussed the key findings and observations with the organisation.



FGD at Samastipur


5.2 Documentation of Business Models for Livelihoods Promotion

A workshop on 'Documentation of Business Models for Livelihoods Promotion' was jointly organised by the National Rural Livelihoods Mission (NRLM) and DMI in New Delhi on September 2, 2016. DMI facilitated the conduct of workshop.

Prof. KV Raju presented an overview of the cases and emphasised the need for business development skills among the functionaries of development organisations engaged in promotion of livelihoods. While concluding, he emphasised the need to re-visit some cases and add a few cases to bring out a comprehensive compendium of the business models. Profs. Krishnamurthi, EN Reddy, Sridhar Telidevara and Surya Bhushan presented the cases developed by them at the workshop. Profs. Krishnamurthi, Hemnath Rao and EN Reddy also facilitated a session each at the workshop.

As a sequel to this, NRLM commissioned DMI to develop an edited compendium of the cases presented in the above workshop. DMI prepared the compendium with in-house editorial support and submitted the same to NRLM for publication.

The workshop was attended by academics and development management professionals who had prepared fourteen cases under the following categories:



Compendium of Business Models



Categories	Business Models for Livelihoods Promotion	States	Contributors
Dairy based Livelihoods	1. Shreeja Mahila Milk Producers Company	Andhra Pradesh	Srinivas Chelkuri
	2. Ksheera Sanjeevini Project for Dairy Promotion	Karnataka	K P Suresha
	3. Women Managed Milk Procurement Services	Telangana	Srinivas Suriseti
Agriculture and Horticulture based Livelihoods	4. Aranyak Mahila Agri Producers Company	Bihar	Amrita Dhiman E N Reddy Sridhar Telidevara K V Raju
	5. Saphalam Mahila Workers Cashew Enterprise	Kerala	G Krishnamurthi
Livelihoods Supplementing Human Nutrition	6. Amrutham Mahila Nutrimix Enterprise Consortium	Kerala	Gangi Reddy
	7. Backyard Poultry Supplementing Nutrition and Livelihood	Bihar	Surya Bhushan K V Raju
Micro Enterprise based Livelihoods	8. Mahila Workers Enterprise for Apparel Production	Madhya Pradesh	Dukhisyam Kar Rohini Kumar Sahu
	9. Mahila Workers Making Incense Sticks	Odisha	Jitesh Kumar Panda
	10. Mahila Enterprises for Terracotta and Palm Leaf Products	Tamilnadu	S S Jaideep
	11. Hill Broom Making for Livelihoods	Odisha	Rohini Kumar Sahu
Service based Livelihoods	12. Unnati Mahila IT Services Consortium	Kerala	G Krishnamurthi K V Raju
	13. Business Facilitation and Local Market Development	Maharashtra	Vivek Vyas

5.3 Decade of MGNREGA: Participatory Assessment and Way Forward

Following discussions at a workshop on November 11, 2016, the Director General, NIRD & PR suggested the need for comprehensive longitudinal study **“A Decade of MGNREGA: Participatory Assessment and Way Forward”** to be carried out to understand the evolving impact of MGNREGA on reduction of migration, gender empowerment, convergence, etc. which DMI and other institutions can take forward in collaboration with NIRD & PR. DMI has taken the lead to promote a consortium of research institutions to carry out the participatory assessment with shared methodology and resources.

5.4 Strategic Plan Document for NIRD & PR 2030

DMI was engaged by the NIRD & PR to facilitate development of their Strategic Plan document for 2030, congruent with the conclusion of the UN's Sustainable Development Goals (SDGs). Prof. Hemnath Rao developed the background paper for a national workshop held in March, 2017 with the entire faculty and top management team of NIRD & PR including former heads of the institution, eminent development practitioners, and academics from across the country.



Prof. Hemnath Rao joined as member of the Research Advisory Committee constituted by the MoRD and the NIRD&PR to advise and approve research studies related to MGNREGA.

5.5 Study to Identify and Address Causes for Low Penetration of MGNREGA in Bihar

DMI participated in a workshop organised by the Ministry of Rural Development (MoRD), Government of India (GoI) at NIRD&PR, Hyderabad on November 11, 2016 and made a presentation on the study proposed by the Government of Bihar (GoB) to 'Identify and Address Causes for Low Penetration of the MGNREGA in Bihar'. The GoI and the NIRD&PR conveyed their approval of the broad approach, methodology and timeline presented by DMI for the above study. The formal proposal of DMI presented to BRDS on November 22, 2016 for carrying out the study of MGNREGA was approved and the study has been initiated and is under progress.

5.6 Leadership and Visioning Competencies for Mukhiyas

DMI designed and conducted two one-day programmes to strengthen the Leadership and Visioning Competencies of mukhiyas. Out of forty six mukhiyas identified by the Panchayati Raj Department from Patna district, 25 participated in the first programme conducted on October 20, 2016 and 15 participated in the programme conducted on October 21, 2016. Participants and observers provided valuable feedback and suggested greater emphasis on issues in implementation of development programmes.



Participants - Mukhiya Training

5.7 Impact of Total Prohibition on Liquor Sale and Consumption

The Institute, in collaboration with Gender Resource Centre (GRC), an initiative by Women Development Corporation, Social Welfare Department, Govt. of Bihar, conducted a participatory assessment of the "Impact of Total Prohibition on the Sale and Consumption of Liquor on the Condition of Women and Girls in Rural Bihar".

The study was conducted using a participatory research protocol. It covered five of the poorest districts, one each from five geographical regions of Bihar, for the primary survey i.e. West Champaran in north, Nawada in south, Purnea in east, Kaimur in west and Samastipur in central part of the Bihar state. Two blocks in each of the five districts which do not share border with neighbouring states; and two villages from each of these ten blocks were randomly selected for investigation. The study involved interactions with various stakeholders including women, adolescent girls, Mahila Thana, Women Helpline, De-addiction centres, Banks, etc. The study team was supported by Self Help Groups (SHGs) and Village Organisations (VOs) promoted by Jeevika. The report was submitted to GRC by the end of the year.



FGD during Study on Liquor Prohibition



5.8 Collaboration with Centre for Environment Education (CEE)

Prof. G. Krishnamurthi and Prof. Jaya Kritika Ojha participated at the meet on 'Mainstreaming Grassroots Innovation' organised by Centre for Environment Education (CEE) at Ahmedabad during March 15-17, 2017. Following this, CEE and DMI have agreed to collaborate on an in-depth research and documentation study of innovative field projects across eight themes relating to the Small Grants Project (SGP) of UN Development Programme-Global Environment Facility (UNDP-GEF). The study is to be undertaken through case research methods and other approaches over a year-long period starting July 1, 2017.



Discussion with Sri Durga Prasad, Local Leader

CEE and DMI agreed to undertake research across eight different sub-themes spread over four themes given in the following table:

Sl. No.	SGP Theme	Sub Theme
1	Biodiversity Conservation	Food Security
		Sustainable Agriculture & Livestock Management
		Conserving Forest Resources
2	Landscape & Seascape Management	Integrated Watershed Management
		Soil Conservation, Fodder & others
3	Combating Climate Change	Renewable Energy Technologies
		Biogas & Energy Efficient Cook stoves
4	Persistent Organic Pollutants & Waste	Waste and Resource management

5.9 Collaboration with NABARD Chair Unit, XUB

During the year under review, DMI and XUB entered into a long-term partnership to work on Sustainable Community Systems in terms of action research, convergence projects, policy advice/ advocacy for Sustainable Community Systems, conduct of symposia and conferences, and Student and Faculty Exchange programmes.



Symposium on Transition Strategies for Sustainable Community Systems

Following this, a team of DMI faculty, comprising Profs. KV Raju, G.Krishnamurthi, Hemnath Rao, Surya Bhushan and Jaya Kritika Ojha, participated in the Symposium on 'Transition Strategies for Sustainable Community Systems: Design & Systems Perspectives' held during January 18-20, 2017, and presented papers and served as panellists in several technical sessions.

5.10 Collaboration with IIMC and other Institutions

At the invitation of IIM Calcutta, the Institute is participating in a multi-institutional research on 'Workers and Margins' for bringing out a volume of action research papers on this topic under the auspices of the Academy of Management. Among others, faculty members from IIM Ahmedabad, IIM Bangalore, IIM Indore, SRM University are participating in this study.

In this context, Profs. G. Krishnamurthi and Jaya Kritika Ojha attended a one-day workshop on 'Workers and Margins: Understanding Erasures and Possibilities' organised by faculty of IIM Indore and IIM Calcutta at IIM Calcutta on March 24, 2017.



Participation in workshop on Workers and Margins

5.11 Support to Academic Institutions

Prof. G. Krishnamurthi was invited by TERI University and conducted two one-week modules on 'Project Design and Management' for an international audience drawn from several academic programmes during the year.

Prof. G. Krishnamurthi, on invitation from IIM Kozhikode, conducted a course on 'Strategic Management' for the PGDM students of IIM Amritsar during the year. Prof. Jaya Kritika Ojha participated in a few sessions.



6 Competencies Enhancement Programmes (CEP)

6.1 Project Management for Dairy Development

At the request of NDDDB, two one-week CEPs on Project Management for Dairy Development were conducted at NDDDB, Anand for senior management professionals. The first one was held during December 19-24, 2016 and was attended by 25 officers drawn from the offices of NDDDB nation-wide. Twenty-eight senior managers drawn from different functions attended the second programme conducted during March 6-11, 2017. Profs. KV Raju and G.Krishnamurthi conducted the programme with the support of NDDDB and Sri Subodh Kumar.



CEP on Dairy Development at NDDDB

6.2 Development of a Cadre of Child Protection Functionaries

DMI and UNICEF (Bihar Office) signed an MOU on July 8, 2015 for the development of a cadre of Child Protection functionaries. During the year under review, DMI and UNICEF concluded a Partnership Cooperation Agreement (PCA) on October 28, 2016. Further, representatives of IKEA Foundation and UNICEF (India Office) visited DMI on November 11, 2016 to apprise themselves of the work carried out by DMI as a part of this collaboration. In pursuance of the PCA and the visit, the Institute launched the programme with two simultaneous consultative workshops, followed by three Rapid Training Needs Assessment (RaTNA) Workshops during the year.



RATNA WORKSHOP

The details of programmes conducted during the year under review are presented in the following table:

Sl. No.	Programme	Date(s)	Participants	Resource Persons
1	Consultative Workshop 1	Jan. 24-25, 2017	CPOs Superintendents	Prof. G. Krishnamurthi Prof. Aditi Thakur
2	Consultative Workshop 2	Jan. 24-25, 2017	Counsellors Case-workers	Prof. Jaya Kritika Ojha Prof. KV Raju
3	RaTNA Workshop 1	Feb. 20-22, 2017	Superintendents	Dr. Naina Athale
4	RaTNA Workshop 2	Feb. 20-22, 2017	Counsellors Case-workers	Ms. Arlene Manoharan Ms. Swagata Raha
5	RaTNA Workshop 3	Feb. 28 – Mar. 2, 2017	CPOs	Ms. Shruti Ramachandran Ms. Sangeeta Puneekar Ms. Geetha Sajjan Shetty



7 Third DMI Foundation Day Symposium

The Institute conducted its Third Foundation Day Symposium at AN Sinha Institute of Social Studies during February 13-14, 2017. The Symposium was organised on the theme 'Gandhian Pathways towards Sustainability' to coincide with the centenary year of Mahatma Gandhi's visit to Champaran in April 1917 and launch of Champaran Satyagraha, and was conducted under the following sub-themes:

- Trusteeship and Sustainability
- Ecological Balance – Samtripti and Samyam for SANTULAN
- Peaceful Co-existence –Shiksha and Swaraj for SHANTI
- Prosperity for All – Swadeshi and Shram for SARVODAYA



A total of 158 invitees participated in the Symposium covering eminent academics, Govt. representatives, experts, farmers, and representatives of NGOs. In addition, a total of 56 participants from DMI, comprising Society and Board members, faculty, staff and PDM students also participated in the event.

The function was inaugurated by Prof. Karthikeya Sarabhai, Director, Centre for Environment Education, Ahmedabad. Sarabhai said growing consumption, changing lifestyle, unabated population growth, and growing waste were at the root of non-sustainable development. Education, especially of women, was the only way to reverse the trend. Quoting Mahatma Gandhi, he reminded that "The earth provides enough to



Third DMI Foundation Day Symposium



satisfy every person's need, but not any one's greed," and added that the world population was predicted to reach nine billion by 2050, while India's population was expected to cross that of China by 2022, making it the most populated nation on the planet. "That puts a constant strain on natural resources. Unless we cut down our waste generation and change lifestyles, we cannot reduce the burden on the planet. Today, one planet is consuming what 2.5 planets should," he said, citing Mahatma Gandhi: "God forbid that India should ever take to industrialism after the manner of the West.... If an entire nation of 300 million took to similar economic exploitation, it would strip the world bare like locusts."

The second Day of the symposium included a keynote address by Guruji Ravindra Sharma, a noted Gandhian working with Kala Ashram for the benefit of the inhabitants of Adilabad.

Thirty-three speakers presented their thoughts and experiences on the above themes, including, a few progressive farmers who have successfully carried out organic farming on a sustainable basis. In addition, a few Govt. Officers shared their intervention functioning quite well and to the benefit of societies through corporate communities.

Distinguished Swami Nikhileshwaranandaji of Ramakrishna Mission delivered the valedictory address.



Group Photo - Third DMI Foundation Day Symposium



8 November 19–26 Celebrations, 2016

The week-long celebration commemorating Peter Drucker, Father of Modern Management and Dr. Verghese Kurien, Father of White Revolution was conducted at the Institute during November 19-26, 2016.

Mr. Debaraj Behera inaugurated the series of events on Saturday, November 19, 2016, by re-counting contributions of Drucker and Kurien in their respective fields. He shared his learning from Dr. Kurien, and urged the PDM students to emulate some values cherished by him, like punctuality, concern for the poor and marginalised, market orientation in business activities for their well-being, strategic thinking, etc.

The event comprised daily presentations by the students based on the writings of Peter Drucker and the leadership and contribution of Dr. Kurien. The presentations were moderated by a faculty member every day. In addition, several activities like crossword puzzles, games, quizzes, etc. based on the thoughts and contributions of these two icons were conducted daily during this period.

As a finale, DMI participated in the birthday celebration of Dr. Kurien observed as National Milk Day organised by the dairy farmers on November 26, 2016 at Patna Dairy Project premises. The faculty and students interacted with the officials of the dairy and the dairy farmers. DMI would like to take this opportunity to express its gratitude to Smt. Seema Tripathy, MD, COMFED and Shri Sudhir Kumar Singh, MD, Patna Dairy Project for the opportunity provided to DMI for participation in the event.



National Milk Day Celebration at Patna Dairy Project



9 Participation in Conferences and Workshops

The participation of DMI Faculty in academic events is presented in the following table:

Workshop/ Conferences	Host Organisation	Dates	Faculty Participated
Bihar Transformative Development Project – Strategy and Way Forward	BRLPS, Patna	12-13 Apr 2016	EN Reddy Surya Bhushan Jaya Kritika Ojha Amrita Dhiman
Panel Discussion on Changing Villages of India: Insights from Longitudinal Research	AN Sinha Institute, Patna	21 Apr 2016	Surya Bhushan
Identification of Wetlands for notifying under Wetland (Conservation & Management)	BSWDA, (Dept. of Environment & Forests, Govt. of Bihar	29-30 Apr 2016	Surya Bhushan
Workshop on Food Processing Industry in Bihar	IGC-ADRI Patna	09 May 2016	Surya Bhushan
Expert Consultation Workshop on Bihar Agriculture Market Development Authority (BAMDA) – Draft Bill	BAGRI –TAST Patna	25 May 2016	EN Reddy
Workshop on “Water Resources Management & Climate Change Adaptation	BSDMA, Patna	03-04 Jun 2016	Surya Bhushan
Meeting of Academic Partners of the Symposium on 'Transition Strategies for Sustainable Community Systems'	Xavier Institute of Management, Bhubaneswar	19 October 2016	KV Raju G. Krishnamurthi
Fifth National Symposium on Rural Management	Xavier School of Rural Management, Bhubaneswar	18-19 November 2016	KV Raju Hemnath Rao EN Reddy Surya Bhushan Amrita Dhiman
Bihar State Action Plan on Climate Change – Financing Framework	DFID-supported Action for Climate Today (ACT) at ADRI, Patna	23 November 2016	Surya Bhushan
Women's Empowerment and Social Norms: Persistent Effects of an One-Time Targeted In-kind Transfer in India	IGC & GRC Workshop at ADRI, Patna	26 November 2016	Hemnath Rao Surya Bhushan Amrita Dhiman



Workshop/ Conferences	Host Organisation	Dates	Faculty Participated
Symposium on 'Transition Strategies for Sustainable Community Systems: Design & Systems Perspectives'	Xavier Institute of Management, Bhubaneswar	18-20 Jan 2017	KV Raju G. Krishnamurthi Hemnath Rao Surya Bhushan Jaya Kritika Ojha
'Mainstreaming Grassroots Innovation', a meeting of partners of Small Grants Programme (SGP) of UN Development Programme-Global Environment Facility (UNDP-GEF)	Centre for Environment Education, Ahmedabad	15-17 March 2017	G. Krishnamurthi Jaya Kritika Ojha
Workshop on 'Workers and Margins: Understanding Erasures and Possibilities'	IIM Calcutta	24 March 2017	G. Krishnamurthi Jaya Kritika Ojha
Financing for Child Protection	UNICEF, at India Habitat Centre, Delhi	31 March 2017	G. Krishnamurthi Jaya Kritika Ojha

10 Human Resources

DMI recruited three faculty members and two non-teaching staff during the year 2016-17. The following tables provide details of Faculty and Staff members on the rolls of the Institute as on March 31, 2017:

10.1 Faculty

Sl. No.	Name	Position Recruited for	Date of Joining
1	Prof. KV Raju	Senior Professor and Director	April 8, 2014
2	Prof. G. Krishnamurthi	Senior Professor and Dean	May 30, 2014
3	Prof. Aditi Thakur	Assistant Professor	Sep. 4, 2014
4	Prof. EN Reddy	Associate Professor	March 9, 2015
5	Prof. Jaya Kritika Ojha	Assistant Professor	April 10, 2015
6	Prof. Surya Bhushan	Associate Professor	May 1, 2015
7	Prof. Amrita Dhiman	Assistant Professor	January 4, 2016
8	Prof. Mallika Nawal	Assistant Professor	July 5, 2016
9	Prof. Debashish Kundu	Associate Professor	July 5, 2016
10	Prof. Hemnath Rao Hanumankar	Senior Professor and Dean	August 16, 2016



10.2 Staff

Sl. No.	Name	Position Recruited for	Date of Joining
1	Ms. Nidhi Kumari	Secretary (Library)	Sep. 15, 2014
2	Mr. Suman Kumar	Manager (Admin.)	Sep. 26, 2014
3	Mr. Anil Kumar	Secretary (Accounts)	Oct. 8, 2014
4	Mr. Abhay Avichal	Secretary (Academic Programmes)	Oct. 8, 2014
5	Mr. Shashi Shankar	Assistant (Purchase and Stores)	July 14, 2015
6	Mr. Manish Kumar	Manager (Finance)	April 21, 2015
7	Mr. M S Jambunathan	Manager (ITeS)	May 21, 2016

10.3 Visiting Resource Persons

As in the earlier years, DMI invited a number of Development Practitioners, Academics, and Administrators to share their experience and learning with the PDM participants, Faculty members and Staff during the current year also. The invitees include:

- a. Shri Anindo Banerjee, Director, PRAXIS
- b. Shri R K Anil, Team Leader, State Rural Livelihood Mission, Chattisgarh
- c. Prof. Anuj Sharma, CIMP
- d. Mr. Debaraj Behera, Consultant, World Bank
- e. Dr. Tara Nair, Gujarat Institute of Rural Development
- f. Dr. Bharat Kulkarni, Director, Stalwart Management Consultancy Services
- g. Ms. S. Ghose, Development Professional
- h. Prof. G. Sridhar, IIM Kozhikode
- i. Prof. Raghav Rajagopalan, Former Visiting Faculty at IRMA
- j. Prof. Smriti Das, TERI University
- k. Prof. Karthikeya Sarabhai, Director, Centre for Environment Education
- l. Ms. Madhavi Joshi, Centre for Environment Education
- m. Ms. Reema Banerjee, Centre for Environment Education
- n. Ms. Sanskriti Menon, Centre for Environment Education
- o. Mr. Amar Karan, Centre for Environment Education
- p. Mr. Ashwin Kumar Wasnik, Centre for Environment Education
- q. Ms. Heleena Christian, Centre for Environment Education
- r. Mr. Apoorva Oza, CEO, Aga Khan Rural Support Programme (India)
- s. Mr. Sunil Pandey, Aga Khan Rural Support Programme (India)
- t. Mr. Mukesh Saran, BRLPS
- u. Mr. Manoj Kumar, State Project Manager – Livelihoods, BRLPS
- v. Prof. Sheetal Thomas, Management Faculty, Vadodara



11 Road Ahead

DMI started its journey very modestly in June/ July 2014 with four PDM participants and five faculty members in a part of DNS-RICM, Sastri Nagar. The Institute has traversed quite a bit in the last three years, with 46 PDM participants pursuing their two-year programme and being developed relentlessly for their personal development and transformation into leaders and change agents to spearhead the cause of the poor, marginalised sections of society. Equally, the Institute has forged fairly enduring ties with different organs of the Government of India (MoRD, NRLM, NIRD&PR), Government of Bihar (RDD, PRI, DSW), development organisations (UNICEF, NDDDB, BRLPS, IFMR, SEWA, FWWB, MAS, AKRSP, etc.) and a host of educational institutions (IIMA, IIMC, IIM Kozhikode, IIMAsar, TERI University, CEE, Coady International Institute, etc.). The Institute is striving to realise its mission and purpose through a range of Competencies Enhancement Programmes (CEP) and Collaborative Action Research, facilitated partially by its PDM participants.

With new infrastructure getting added and competent and committed resources in place, DMI will continue the journey in succeeding with the same commitment and enthusiasm it has been exuberating since inception, despite many oddities and obstacles in its way.



Members of DMI Society

Sri Nitish Kumar

Hon'ble Chief Minister, Bihar

President, DMI Society

Sri AnupMukerji

Chairman, Board of Governors

Distinguished Members

Prof. Tushaar Shah

Senior Fellow, IWMI, Anand, Gujarat

Prof. TrilochanSastry

Professor, IIM, Bangalore

Institutional Members

Sri Balamurugan D, IAS

CEO, BRLPS, Patna, Bihar

Smt. Seema Tripathi, IAS

MD, COMFED, Patna, Bihar

Dr. K P Ranjan

Director, DNS-RICM, Patna, Bihar

Ex-Officio Members

Sri R K Mahajan, IAS

Principal Secretary, Education Department, Bihar

Smt. Sujata Chaturvedi, IAS

Principal Secretary, Finance Department, Govt. of Bihar

Sri Amrit Lal Meena, IAS

Principal Secretary, Cooperative Department, Bihar

Dr. Deepak Prasad, IAS

Principal Secretary, Planning & Development Department, Bihar

Sri Chaitanya Prasad, IAS

Principal Secretary, Urban Development Department, Bihar

Sri Arvind Kumar Chaudhary, IAS

Secretary, Rural Development Department, Bihar

Sri Arvind Kumar Chaudhary, IAS

Secretary, Panchayti Raj Department, Bihar

Dr. N Vijayalakshmi, IAS

Secretary, Animal & Fisheries Resources Department, Bihar

Dr. Khalid Mirza

Director, Higher Education, Education Department, Govt. of Bihar

Dr. MK Tiwari

Regional Officer, AICTE, Northern Region, Kanpur

The Secretary

Ministry of Human Resource Development, Govt. of India

DMI Faculty Members

Prof. G Krishnamurthi

Senior Professor and Dean, DMI, Patna

Prof. Aditi Thakur

Assistant Professor, DMI, Patna

Prof. Jaya Kritika Ojha

Assistant Professor, DMI, Patna

Prof. KV Raju

Director and Member Secretary


*As of September 2017



Audit Report 2016 - 2017

Statutory Audit Report

Financial Year 2016 - 17



DMI

सुविद्या सुविनियोगात् सुविकासः

M/s. Chanakya Ashok & Co.
502, Hem Plaza, Fraser Road,
Patna 800 001





Chanakya Ashok & Co.
Chartered Accountants

AUDITORS REPORT.

IN CASE OF:

**Development Management Institute Society.
Second Floor, Udyog Bhawan,
East Gandhi Maidan, Patna-800004**

We have audited the attached Balance Sheet of Development Management Institute Society, Patna as at 31/03/2017 and the Income and Expenditure Account of the Society for the periods from 01/04/2016 to 31/03/2017. These financial statements are the responsibility of the society's management. Our responsibility is to express an opinion on these financial statements based on our audit.

We conducted our audit in accordance with auditing standards generally accepted in India. Those standards require that we plan and perform the audit to obtain reasonable assurance about whether the financial statements are free from material misstatements. An audit includes examining, evidence supporting the amounts and disclosure in the financial statements. An audit also includes assessing the accounting principles used and significant estimates made by management, as well as evaluating the overall financial statement presentation. We believe that our audit provides a reasonable basis for our opinion.

We report as under:

1. Subject to our comments appearing in Part A of the annexure hereto:
 - a. We have obtained all the information and explanations which to the best of our knowledge and belief were necessary for the purpose of our audit;
 - b. In our opinion, proper books of account, as required by law have been kept by the society, so far as appears from our examination of these books;
 - c. The Balance Sheet and Income and Expenditure Accounts dealt with by this report are in agreement with books of account;

Offices:

Patna: 409 Hem Plaza, Fraser Road, Patna-800001, Ph.: 0612-2202876, 9431019501; ca@caandco.in






**Chanakya Ashok & Co.
Chartered Accountants**

- d. In our opinion, the Income and Expenditure Accounts and Balance Sheet comply with the Accounting Standards issued by the Institute of Chartered Accountants of India so far as they are applicable to the society;
- e. In our opinion and to the best of our information and according to the explanations given to us, the said accounts give a true and fair view in conformity with the accounting principles generally accepted in India;
 - i. In the case of the Balance Sheet of the state of affairs of the society as at March 31st, 2017.
 - ii. In the case of the Income and Expenditure Accounts of the unit for the period from 01/04/2016 to 31/03/2017.



For Chanakya Ashok & Co.
Chartered Accountants.
ICAI Reg. No.012680C


CA Ashok Kumar Pandey
Partner.
Membership No:404207

Place: Patna
Date: 26/07/2017

Offices:

Patna: 409 Hem Plaza, Fraser Road, Patna-800001, Ph.: 0612-2202876, 9431019501; ca@caandco.in





Chanakya Ashok & Co.
Chartered Accountants

Annexure to the Auditors' Report.
(As referred to in our report of even date in case of Development Management Institute Society).

- A. Discrepancies affecting the "true and fair" view of the state of Affairs as on 31/03/2017 and the deficient for the Audit Period: -

Discrepancies	Remarks
Nil	Nil

- B In addition to the financial statements covered by the report the following statements are also enclosed:

01. Trial Balance covering the periods from 1st Apr 2016 to 31st March 2017.
02. Cash Flow Statement as on 31st March 2017.
03. Bank Reconciliation Statement as on 31/03/2017.
04. Audit Report Under section 12A(1)(b) of Income Tax Act.



Offices:

Patna: 409 Hem Plaza, Fraser Road, Patna-800001, Ph.: 0612-2202876, 9431019501; ca@caandco.in




DEVELOPMENT MANAGEMENT INSTITUTE SOCIETY
Second Floor, Udyog Bhawan Campus, East Gandhi Maidan, Patna-800004

BALANCE SHEET AS AT 31-03-2017


			Rupees
SOURCES OF FUNDS	Schedule	Current Year	Previous Year
UNRESTRICTED FUNDS			
Corpus	1	7,51,05,485.00	6,02,59,988.00
General Fund	2	50,11,579.72	1,12,49,298.68
Designated/Earmarked Funds	3	49,36,12,520.24	22,18,25,439.85
RESTRICTED FUNDS	4	44,68,783.20	7,31,43,738.00
Accumulated Depreciation Fund		2,57,47,949.33	1,14,95,798.07
LOANS/BORROWINGS	5		
Secured		-	-
Unsecured		-	-
CURRENT LIABILITIES & PROVISIONS	6	3,44,45,768.00	34,51,151.00
TOTAL		63,83,92,085.49	38,14,25,413.60
APPLICATION OF FUNDS			
FIXED ASSETS			
Tangible Assets	7	7,51,05,485.00	6,02,59,988.00
Intangible Assets		-	-
Capital work in progress		-	-
INVESTMENTS	8		
Long Term		51,44,78,787.20	21,50,00,000.00
Short Term		1,60,00,000.00	6,47,00,000.00
CURRENT ASSETS	9	68,62,576.13	3,55,12,930.60
LOANS, ADVANCES & DEPOSITS	10	2,59,45,237.16	59,52,495.00
TOTAL		63,83,92,085.49	38,14,25,413.60
Notes On Accounts	22		

For Development Management Institute Society


Secretary
 D.M.I. Society Development Management Institute
 PATNA
 Patna
 Date:- 26/07/2017


Manager (F & A)
 D.M.I. Society Development Management Institute
 PATNA

In terms of our attached report of even date
 For M/s Chanakya Ashok & Co.
 Chartered Accountants


CA Ashok Kumar Pandey
 Partner, ICAI Membership No: 404207
 FRN: 012680C



DEVELOPMENT MANAGEMENT INSTITUTE SOCIETY
 Second Floor, Udyog Bhawan Campus, East Gandhi Maidan, Patna-800004

INCOME AND EXPENDITURE ACCOUNT FOR THE YEAR ENDED ON 31.03.2017

Rupees

Particulars	Schedule	Current Year (April 16- March 17)					Previous Year (April 15 to March 16)
		Unrestricted Funds			Restricted Funds	Total	Total
		Corpus	Designated Funds	General Funds			
INCOME							
Academic Receipts	11	-	-	56,59,600.00	-	56,59,600.00	43,96,500.00
Grants & Donations	12	-	7,09,250.00	4,20,87,718.94	3,06,17,233.00	7,34,14,201.94	6,36,20,620.45
Income From Investments	13	-	-	16,75,054.10	-	16,75,054.10	98,61,450.01
Other Incomes	14	-	-	97,60,167.61	-	97,60,167.61	5,07,720.00
TOTAL (A)		-	7,09,250.00	5,91,82,540.66	3,06,17,233.00	9,05,09,023.66	7,83,86,290.46
EXPENDITURE							
Staff Payments & Benefits	15	-	-	-	3,06,17,233.00	3,06,17,233.00	1,90,52,532.00
Academic Expenses	16	-	7,09,250.00	1,44,58,803.04	-	1,51,68,053.04	1,67,41,875.00
Administrative and General Expenses	17	-	-	2,13,91,139.92	-	2,13,91,139.92	2,45,93,689.00
Transportation Expenses	18	-	-	15,69,520.00	-	15,69,520.00	14,10,140.00
Repairs & Maintenance	19	-	-	11,94,039.54	-	11,94,039.54	27,56,595.00
Finance Costs	20	-	-	-	-	-	-
Other Expenses	21	-	-	63,16,886.90	-	63,16,886.90	35,60,785.80
Depreciation				1,42,52,151.26		1,42,52,151.26	1,02,70,673.66
TOTAL (B)		-	7,09,250.00	5,91,82,540.66	3,06,17,233.00	9,05,09,023.66	7,83,86,290.46
Balance being excess of Income over Expenditure (A-B) Transfer to / from Designated fund							
Building fund		-	-	-	-	-	-
Others (specify)		-	-	-	-	-	-
Balance Being Surplus (Deficit) Carried to General Fund		-	-	-	-	-	-
Notes on Accounts	22						

For Development Management Institute Society

K. Raju
Secretary
 D.M.I. Society
 Patna
 Date :- 26/07/2017

[Signature]
Manager (F & A)
 Development Management Institute
 Patna

In terms of our attached report of even date
 For M/s Chanakya Ashok & Co.
 Chartered Accountants

[Signature]
 CA Ashok Kumar Pandey
 Partner, ICAI Membership No: 404207
 FRN: 012680C



Schedules Forming Part of Balance Sheet as at 31/03/2017

Schedule -1:			
CORPUS - DMIS			
Particulars		Current Year	Previous Year
Balance as at Beginning of Year		6,02,59,988.00	1,56,99,798.00
Add: Contribution towards Corpus equivalent to Addition to Fixed Assets		1,48,45,497.00	4,45,60,190.00
		7,51,05,485.00	6,02,59,988.00
Deduct: Assets Written Off during the year created out of Corpus		-	-
Balance at the Year End		7,51,05,485.00	6,02,59,988.00

Schedule -2:		GENERAL FUND					
Particulars	Current Year (1st April 2016 to 31st March 2017)			Previous Year (2015-16)			
	RDD Fund	Other Fund	Total Fund	RDD Fund	Other Fund	Total Fund	
Balance as at beginning of the year	48,32,164.20	64,17,134.27	1,12,49,298.47	87,20,499.00	60,51,036.39	1,47,71,535.39	
Add : Transferred from Asset Creation Fund (See Note)		-	-		25,46,292.00	25,46,292.00	
Add : Contribution towards General Fund	28,08,50,000.00	-	28,08,50,000.00	16,90,00,000.00	13,25,000.00	17,03,25,000.00	
Add/(Deduct): Balance of Net Income/(Expenditure) transferred from the Income & Expenditure Account	-4,49,30,389.40	28,42,670.83	-4,20,87,718.57	-4,78,88,334.80	-21,80,194.12	-5,00,68,528.92	
	24,07,51,774.80	92,59,805.09	25,00,11,579.89	12,98,32,164.20	77,42,134.27	13,75,74,298.47	
Less : Amount transfer to DMI Corpus Investment Fund	23,00,00,000.00		23,00,00,000.00	8,50,00,000.00		8,50,00,000.00	
Less : Amount transfer to DMI Scholar Support Fund	1,50,00,000.00	-	1,50,00,000.00	4,00,00,000.00	13,25,000.00	4,13,25,000.00	
			-			-	
Balance at the year end	-42,48,225.20	92,59,805.09	50,11,579.89	48,32,164.20	64,17,134.27	1,12,49,298.47	

Note:

(i) Fixed Assets amounting Rs. 25,46,292/- purchased during F.Y. 2013-14 was adjusted against General Fund during that year.

(ii) It has been reclassified by reducing the Asset Creation Fund with the corresponding amount and increasing the General Fund during the F.Y. 2015-16.

(iii) Figure in item 'Balance of Net Income/(Expenditure) transferred from the Income & Expenditure Account' under the head "Other Fund" represents

	Current Year	Previous Year
Academic Receipts	56,59,600.00	43,96,500.00
Income From Investments	16,75,054.10	31,86,259.54
Other Income	97,60,167.61	5,07,720.00
	1,70,94,821.71	80,90,479.54
Less : Depreciation	1,42,52,151.26	1,02,70,673.66
	28,42,670.46	-21,80,194.12

(3)

Kulraj
Secretary
D.M.I. Society
PATNA

[Signature]
Manager (F & A)
Development Management Institute
PATNA



Schedule -3:	DESIGNATED / EARMARKED FUNDS					
Particulars	Fund Wise Break up				TOTAL	
	DMI Corpus Investment Fund		DMI Scholar Support Fund			
	Principal	Interest	Principal	Interest	Current Year	Previous Year
a. Opening Balance of the Funds	135,000,000.00	3,713,506.28	80,150,250.00	2,961,683.58	221,825,439.86	90,000,000.00
b. Additions to the Funds:						
i Donations / Grants	230,000,000.00		16,174,750.00		246,174,750.00	126,325,000.00
ii Income From Investments made of the Funds		4,553,294.26		3,554,619.26	8,107,913.52	5,897,887.54
iii Accrued Interest on Investments of the Funds		14,087,552.78		4,126,114.09	18,213,666.86	777,302.31
iv Other additions (Specify)				-	-	-
Total (a+b)	365,000,000.00	22,354,353.32	96,325,000.00	10,642,416.93	494,321,770.24	223,000,189.85
c.						
i Capital Expenditure						
- Fixed Assets			-	-	-	-
- Others			-	-	-	-
Total i.	-	-	-	-	-	-
ii Revenue Expenditure						
- Salaries, Wages etc				-	-	-
- Rent			-	-	-	-
- Other/ Scholar Support (From COMFED)			709,250.00		709,250.00	1,174,750.00
Total ii.	-	-	709,250.00	-	709,250.00	1,174,750.00
Total (c)	-	-	709,250.00	-	709,250.00	1,174,750.00
Net Balance as at Period End (a+b-c)	365,000,000.00	22,354,353.32	95,615,750.00	10,642,416.93	493,612,520.24	221,825,439.85

Schedule -4: RESTRICTED FUNDS						
Particulars	Fund Wise Break up				TOTAL	
	Salary Fund		Asset Creation Fund			
	Principal	Interest	Principal	Interest	Current Year	Previous Year
a. Opening Balance of the Funds	29,903,726.00		43,240,012.00		73,143,738.00	48,302,752.00
b. Additions to the Funds:						
i Donations / Grants					-	91,000,000.00
ii Income From Investments made of the Funds		2,287,103.00		1,648,653.00	3,935,756.00	-
iii Accrued Interest on Investments of the Funds		81,178.59		1,165,355.60	1,246,534.20	-
iv Other additions (Specify)			-	-	-	-
Total (a+b)	29,903,726.00	2,368,281.59	43,240,012.00	2,814,008.60	78,326,028.20	139,302,752.00
c. Utilisation / Expenditure towards objectives of Funds.						
i Capital Expenditure						
- Fixed Assets			14,845,497.00	-	14,845,497.00	44,560,190.00
- Others - Part Provision for Acquisition of Land at Bihta			28,394,515.00	-	28,394,515.00	2,546,292.00
Total i.	-	-	43,240,012.00	-	43,240,012.00	47,106,482.00
ii Revenue Expenditure						
- Salaries, Wages etc	30,617,233.00		-	-	30,617,233.00	19,052,532.00
- Rent			-	-	-	-
- Other Administrative Expenses			-	-	-	-
Total ii.	30,617,233.00	-	-	-	30,617,233.00	66,159,014.00
Total (c)	30,617,233.00	-	43,240,012.00	-	73,857,245.00	
Net Balance as at Year End (a+b-c)	(713,507.00)	2,368,281.59	0.00	2,814,008.60	4,468,783.20	73,143,738.00

(4)

Kulraj
Secretary
D.M.I. Society
PATNA

Manager (F & A)
Development Management Institute
PATNA



Schedule -5: LOANS / BORROWINGS			
A. SECURED LOANS			
Particulars		Current Year	Previous Year
1	Central Government	-	-
2	State Government (Specify)	-	-
3	Financial Institutions		
a)	Term Loans	-	-
b)	Interest Accured and due	-	-
4	Banks:		
a)	Term Loans	-	-
b)	Interest Accured and due	-	-
5	Other Institutions and Agencies	-	-
6	Debentures and Bonds	-	-
7	Others (Specify)	-	-
		-	-

B. UNSECURED LOANS:			
Particulars		Current Year	Previous Year
1	Central Government	-	-
2	State Government (Specify)	-	-
3	Financial Institutions		
a)	Term Loans	-	-
b)	Interest Accrued and due	-	-
4	Banks:		
a)	Term Loans	-	-
b)	Interest Accured and due	-	-
5	Other Institutions and Agencies	-	-
6	Debentures and Bonds	-	-
7	Fixed Deposits	-	-
8	Others (Specify)	-	-
		-	-

(5)

K. V. Raju
Secretary
D.M.I. Society
PATNA



[Signature]
Manager (F & A)
Development Management Institute
PATNA



Schedule -6: CURRENT LIABILITIES & PROVISIONS			
1 Separate Classification of Current Liabilities having more than 10% or more of the Total Current Liabilities:			
2 Caution Money			
From Current Students			
From Ex-Students			
3 General Current Liabilities			
Particulars	Current Year	Previous Year	
A Current Liabilities			
1 Deposits from Staff			
2 Deposits from Students	3,90,000.00	3,00,000.00	
3 Sundry Creditors			
a For Goods & Services		-	
b Others		-	
Performance Security Krishna Consultancy Services	46,272.00	46,272.00	
Performance Security Use Fabricators Pvt. Ltd.	8,36,952.00	26,53,203.00	
Performance Security One & Only Fur. P Ltd.		93,978.00	
Performance Security Indian Security Services	1,00,000.00	-	
4 Advances Received		-	
5 Interest Accured but not due on:			
a Secured Loans / Borrowings		-	
b Unsecured Loans / Borrowings		-	
6 Statutory Liabilities: (GPF, TDS, WC Tax, CPF, GIS, NPS):			
a Overdue		-	
b Others	22,88,548.00	2,49,198.00	
7 Other Current Liabilities			
a Salaries		-	
b Receipts against Sponsored Projects		-	
c Unspent Contribution received from UNICEF	15,86,945.00		
d Receipts against Sponsored Fellowships & Scholarships			
e Unutilised Grants		-	
f Grants in Advance		-	
g Other Funds		-	
h Other Liabilities(Duty and taxes)		-	
TOTAL A	52,48,717.00	33,42,651.00	
B Provisions			
1 For Taxation			
2 Gratuity		-	
3 Superannuation / Pension		-	
4 Accumulated Leave Encashment		-	
5 Audit Fee Payable	1,57,500.00	1,04,500.00	
6 Trade Warranties / Claims		-	
7 Other (Specify)			
a. Vehicle Hire Charges	2,71,958.00		
b. EPF Consultancy Fee		4,000.00	
c. Electricity Charge	94,025.00		
d. Outsource staffs & Other	1,96,483.00		
e. Website Maintenance	8,100.00		
f. Symposium Related Expenses	58,920.00		
g. Consultancy Expenses Payable	10,088.00		
h. Books Supplier	5,462.00		
i. Part Provision for Acquisition of Land at Bihta	2,83,94,515.00		
TOTAL B	2,91,97,051.00	1,08,500.00	
TOTAL (A+B)	3,44,45,768.00	34,51,151.00	

KUR
Secretary
D.M.I. Society
PATNA

Manager
Development Management Institute (6)
PATNA



SCHEDULE : 7 FIXED ASSETS.										
DESCRIPTION	GROSS BLOCK				DEPRECIATION			NET BLOCK		
	Cost / Valuation as at Beginning of the Year	Additions during the Year	Deductions during the Year	Cost / Valuation at the Year end	Cost / Valuation as at Beginning of Year	Additions during the Year	Deductions during the Year	Cost / Valuation at the Year end	As at the current Year	As at Previous Year
	A	B	C	D = A+B-C	E	F	G	H = E+F-G	I = D - H	
I Land:										
a) Freehold	-	-	-	-	-	-	-	-	-	-
b) Leasehold	-	-	-	-	-	-	-	-	-	-
II Buildings:										
a) On Freehold Land	-	-	-	-	-	-	-	-	-	-
a) On Leasehold Land	-	-	-	-	-	-	-	-	-	-
c) Ownership Flats / Premises.	-	-	-	-	-	-	-	-	-	-
d) Superstructures on Land not belonging to educational Institutions.	-	-	-	-	-	-	-	-	-	-
III. Plants, Machinery & Equipments										
IV. Vehicle	-	-	-	-	-	-	-	-	-	-
V. Furniture & Fixtures	4,39,54,573.00	96,77,332.00	-	5,36,31,905.00	74,94,235.20	1,03,09,545.78	-	1,78,03,780.98	3,58,28,124.02	3,64,60,337.80
VI. Office Equipment	-	-	-	-	-	-	-	-	-	-
VII. Computer / Peripherals	73,44,052.00	9,52,321.00	-	82,96,373.00	29,96,523.42	19,94,421.99	-	49,90,945.40	33,05,427.60	43,47,528.58
VIII. Electric Installations	66,26,959.00	30,97,368.00	-	97,24,327.00	6,04,160.02	14,54,365.23	-	20,58,525.25	76,65,801.75	60,22,798.98
IX. Library books	23,34,404.00	11,18,476.00	-	34,52,880.00	4,00,879.43	4,93,818.26	-	8,94,697.69	25,58,182.31	19,33,524.57
X. Tube Wells & Water Supply	-	-	-	-	-	-	-	-	-	-
XI. Other Fixed Assets	-	-	-	-	-	-	-	-	-	-
A. Total of Current Year	6,02,59,988.00	1,48,45,497.00	-	7,51,05,485.00	1,14,95,798.07	1,42,52,151.26	-	2,57,47,949.33	4,93,57,535.67	4,87,64,189.93
Previous Year	-	-	-	-	-	-	-	-	-	-
XII. Capital Work in Progress	-	-	-	-	-	-	-	-	-	-
B. Net Work in Progress	-	-	-	-	-	-	-	-	-	-
TOTAL (A+B)	6,02,59,988.00	1,48,45,497.00	-	7,51,05,485.00	1,14,95,798.07	1,42,52,151.26	-	2,57,47,949.33	4,93,57,535.67	4,87,64,189.93

(7)




Secretary
D.M.I. Society
PATNA


Manager (F & A)
Development Management Institute
PATNA



SCHEDULE 8- INVESTMENTS

INVESTMENTS FROM EARMARKED / ENDOWMENTS FUNDS		
Particulars	Current Year	Previous Year
1. In Central Government Securities	-	-
2. In State Government Securities	-	-
3. Other Approved Securities	-	-
4. Shares	-	-
5. Debentures & Bonds	-	-
6. Others (to be Specified) Long Term	-	-
DMI Corpus Fund Investment	39,27,21,293.00	13,50,00,000.00
DMI Scholar Support Fund Investment	8,42,00,559.20	8,00,00,000.00
DMI Asset Creation Fund Investment	2,14,81,445.00	
DMI Salary Fund Investment	-	
DMI General Fund Investment	1,60,75,490.00	
	51,44,78,787.20	21,50,00,000.00
INVESTMENTS OTHERS		
Particulars	Current Year	Previous Year
1. In Central Government Securities	-	-
2. In State Government Securities	-	-
3. Other Approved Securities	-	-
4. Shares	-	-
5. Debentures & Bonds	-	-
6. Others (to be Specified)	-	-
Short Term	-	-
DMI Corpus Fund Investment		
DMI Scholar Support Fund Investment		
DMI Asset Creation Fund Investment		2,00,00,000.00
DMI Salary Fund Investment	1,60,00,000.00	2,97,00,000.00
DMI General Fund Investment		1,50,00,000.00
	1,60,00,000.00	6,47,00,000.00

Kuldeep
Secretary
D.M.I. Society
PATNA

(Signature)
Manager (F & A)
Development Management Institute
PATNA



SCHEDULE 9- CURRENT ASSETS		
Particulars	Current Year	Previous Year
1. Stock:		
a) Stores and Spares	-	-
b) Loose Tools	-	-
c) Publications	-	-
c) Library Books	-	-
2. Sundry Debtors:		
a) Debts Outstanding more than- Six months	-	-
b) Others	-	-
3. Cash Balances in Hand (Including Cheques / Drafts and Imprest).	25,708.00	15,217.00
4. Bank Balance (to be further classified as pertaining to earmarked fund or otherwise)		-
a) With Scheduled Banks:		-
In Current Accounts		-
In Term Deposit Accounts		-
In Savings Accounts		-
Canara Bank-8531101013041	6,14,492.80	2,52,91,416.20
ICICI Bank-057901001997	1,01,924.00	3,25,845.00
IDBI Bank - 1125104000076164	60,59,672.20	65,95,061.00
Yes Bank - 025394600000247	60,779.13	32,85,391.40
a) With Non-Scheduled Banks:		-
In Current Accounts		-
In Term Deposit Accounts		-
In Savings Accounts		-
5. Post Office- Savings Accounts		-
TOTAL	68,62,576.13	3,55,12,930.60

K. V. Singh
Secretary
D.M.I. Society
PATNA

[Signature]
Manager (F & A)
Development Management Institute
PATNA



(9)



Schedule 10: LOANS, ADVANCES & DEPOSITS

Particulars	Current Year	Previous Year
1. Advances to Employees: (Non-interest bearing)		
a) Salary	-	-
b) Festival	-	-
c) LTC	-	-
d) Medical Advance	-	-
e) Others - Programme Advance	-	-
2. Long Term Advance to Employees: (Interest Bearing)	-	-
a) Vehicle Loan	-	-
b) Home Loan	-	-
b) Others (to be Specified)	-	-
3. Advance and Other Amounts recoverable in cash or in Kind or for Value to be Received:	-	-
a) On Capital Account	-	-
b) to Suppliers	-	-
LIBSYS Ltd.	-	21,66,000.00
National Institute of Design	11,50,000.00	
Finesse Enterprises Private Limited		
USE Fabricators Private Limited		
Sarva Sewa Sangh Prakashan		
NRLM (Business Model Case Study)		
b) Others (to be Specified)		-
Neelkamal Verma Neerad		1,50,400.00
Prof Smriti Das	3,220.00	-
4. Prepaid Expenses:		
a) Insurance.		-
b) Other Expenses.		-
5. Deposits		
a) Telephone		-
b) Lease Rent	21,97,040.00	18,05,264.00
c) Electricity	4,20,000.00	4,20,000.00
d) AICTE, if Applicable		-
e) MCI, if Applicable		-
f) Others (to be Specified)		-
Security Deposit with BRBNNL	10,000.00	
6. Income Accrued:		
a) On Investments from Earmarked / Endowment Funds	1,85,80,208.56	-
b) On Investments - Others		-
c) On Loans & Advances		-
d) Others (Includes Income due unrealized)		-
7. Other Receivable:		
a) Debit Balances in Sponsored Projects		-
b) Debit Balance in Fellowships & Scholarship		-
c) Grants Recoverable		-
d) Other Receivables		
A) TDS Receivable FY 2014-15	1,10,420.00	1,10,420.00
B) TDS Receivable FY 2015-16	10,46,411.00	10,46,411.00
C) TDS Receivable FY 2016-17	24,27,937.60	
8. Fee Receivable		2,54,000.00
TOTAL	2,59,45,237.16	59,52,495.00

(10)

Kuldeep
Secretary
D.M.I. Society
PATNA

Manager (F & A)
Development Management Institute
PATNA



Schedule: 11 ACADEMIC RECEIPTS

Particulars	Current Year	Previous Year
FEE FROM STUDENTS		
Academic		
1. Tuition Fee	53,04,000.00	42,18,000.00
2. Admission Fee		-
3. Enrolment Fee		-
4. Library Admission Fee		-
5. Laboratory Fee		-
6. Art & Craft Fee		-
7. Registration Fee		-
8. Syllabus Fee		-
Total (A)	53,04,000.00	42,18,000.00
Examinations		
1. Admission Test Fee		-
2. Annual Examinations Fee		-
3. Marks Sheet, Certificate Fee.		-
Total (B)		-
Other Fees		
1. Identity Card Fee		-
2. Fine / Miscellaneous Fee		-
3. Medical Fee		-
4. Transportation Fee		-
5. Hostel Fee	3,55,600.00	1,78,500.00
Total (C)	3,55,600.00	1,78,500.00
Other Fees		
1. Sale of Syllabus and Question Paper, etc.		-
2. Sale of Prospectus including Admission forms		-
Total (D)		-
TOTAL (A+B+C+D)	56,59,600.00	43,96,500.00

Schedule: 12 GRANTS & DONATIONS (Irrevocable Grants & Subsidies Received)

Particulars	Current Year	Previous Year
1. Central Government	-	-
2. State Governments - Rural Development Deptt, GoB	-	-
Salary Fund		
Grant Received During the year	-	-
Less : Tfr to I & E Account to the extent of Expenditure	3,06,17,233.00	3,06,17,233.00
Balance Transferred to Balance Sheet - Salary Fund	-3,06,17,233.00	1,90,52,532.00
General Fund		
Grant Received During the year	28,08,50,000.00	-
Less : Tfr to I & E Account to the extent of Expenditure	4,20,87,718.94	4,20,87,718.94
Less : Transferred to Balance Sheet - Corpus Fund	23,00,00,000.00	5,00,68,528.92
Less : Transferred to Balance Sheet - Scholar Support Fund	1,50,00,000.00	-
Balance Transferred to Balance Sheet - General Fund	-62,37,718.94	-
3. Government Agencies	-	-
4. Institutions / Welfare Bodies	-	-
5. International Organisations	-	-
6. Others (Specify)	-	-
COMFED		
Grant Received During the year	11,74,750.00	-
Less : Tfr to I & E Account to the extent of Expenditure	7,09,250.00	7,09,250.00
Balance Transferred to Balance Sheet - Scholar Support Fund	4,65,500.00	11,74,750.00
TOTAL	7,34,14,201.94	7,02,95,810.92


Secretary
D.M.I. Society
PATNA


Manager (F & A)
Development Management Institute
PATNA



Schedule: 13 INCOME FROM INVESTMENTS.

Particulars	Current Year	Previous Year
Investment from Earmarked / Endowment Fund		-
1) Interest		-
a) On Govt Securities.		-
b) Other Bonds / Debenture.		-
2) Interest Received		-
a) Interest on Corpus Fund Investment	1,35,53,294.26	98,61,450.01
Less : Transferred to Balance Sheet - Corpus Fund	1,35,53,294.26	-
b) Interest on Asset Creation Fund Investment	16,48,653.00	-
Less : Transferred to Balance Sheet - Assets Creation Fund	16,48,653.00	-
c) Interest on Scholar Support Fund Investment	35,54,619.26	-
Less : Transferred to Balance Sheet - Scholar Support Fund	35,54,619.26	-
d) Interest on Salary Fund Investment	22,87,103.00	-
Less : Transferred to Balance Sheet - Salary Fund	22,87,103.00	-
e) Interest on General Fund Investment	13,88,155.00	-
Less : Transferred to Income & Expenditure Account	13,88,155.00	-
3) Income Accrued		-
a) Accrued Interest on Corpus Fund Investment	1,40,87,552.78	-
Less : Transferred to Balance Sheet - Corpus Fund	1,40,87,552.78	-
b) Accrued Interest on Asset Creation Fund Investment	11,65,355.60	-
Less : Transferred to Balance Sheet - Assets Creation Fund	11,65,355.60	-
c) Accrued Interest on Scholar Support Fund Investment	41,26,114.09	-
Less : Transferred to Balance Sheet - Scholar Support Fund	41,26,114.09	-
d) Accrued Interest on Salary Fund Investment	81,178.59	-
Less : Transferred to Balance Sheet - Salary Fund	81,178.59	-
e) Accrued Interest on General Fund Investment	2,86,899.10	-
Less : Transferred to Income & Expenditure Account	2,86,899.10	-
4) Others (Specify)		-
TOTAL	16,75,054.10	98,61,450.01
Transferred to Earmarked / Endowment Fund	16,75,054.10	98,61,450.01

Schedule: 14 OTHER INCOME.

Particulars	Current Period	Previous Year
A. Income from Land & Building		
1) Hostel Room Rent	-	-
2) Licence Fee	-	-
3) Hire Charges of Auditorium / Play Ground / Convention Centre etc.	-	-
4) Electricity & Water Charges	-	-
Total A	-	-
B. Sale of Institute's Publications	1,72,500.00	-
Total B	1,72,500.00	-
C. Income from Holding events		
1. Gross Receipts from Annual Function / Sports Carnival	-	-
Less: Direct Expenditure incurred on the Annual Function / Sports Carnival	-	-
2. Gross Receipts from Fetes.	-	-
Less: Direct Expenditure on Fetes	-	-
3. Gross Receipts from Educational Tours.	-	-
Less: Direct Expenditure Incurred on Tours.	-	-
4. Gross Receipts from Others (Specify).	-	-
CEP Child Protection Functionaries (UNICEF)	45,25,500.00	-
Less : Expenditure incurred during the year	29,38,555.00	-
Balance Shown as Current Liability	15,86,945.00	-
CEP CP Functionaries (UNICEF)	21,56,424.00	-
CARE Centre - Collective & Commons (CBMF)	4,47,272.00	95,000.00
CARE Centre - Business Model Study	2,40,000.00	-
CARE Centre - Livelihood & Well Being (GRC)	3,00,000.00	-
CARE Centre - NDDDB	6,70,320.00	-
CARE Centre - Research & Consultancy Fee	6,01,000.00	-
Total C	73,53,571.00	95,000.00
D. Interest on Term Deposits:		
a) With Scheduled Banks	-	-
b) With Non Scheduled Banks	-	-
c) With Institutions	-	-
d) Others - Interest on Security Deposit with SBPDCL	27,020.00	-
Total D	27,020.00	-

Kurpin
Secretary
D.M.I. Society
PATNA

Manager (F & A)
Development Management Institute
PATNA



(12)

E. Interest on Savings Accounts:		
a) With Scheduled Banks	22,04,909.61	-
b) With Non Scheduled Banks	-	-
c) With Institutions	-	-
d) Others	-	-
Total E	22,04,909.61	-
F. Interest on Loans:		
a) Employee / Staffs	-	-
b) Others	-	-
Total F	-	-
G. Interest on Debtors and Other Receivables	-	
Total G	-	
H. Others:		
a) Income From Consultancy		-
b) RTI Fee	10.00	-
c) Income from Royalty	-	-
d) Sale of Application Forms (Recruitments)	-	-
e) Miscellaneous , Sale of Tender Form, waste paper, etc	2,157.00	820.00
f) Profit on Sale / Disposal of Assets.	-	4,11,900.00
g) Other Income		
Total H	2,167.00	4,12,720.00
TOTAL (A + B + C + D + E + F + G + H)	97,60,167.61	5,07,720.00

K. Raju
Secretary
D.M.I. Society
PATNA

[Signature]
Manager (F & A)
Development Management Institute
PATNA



Schedule: 15 STAFF PAYMENTS AND BENEFITS

Particulars	Current Year	Previous Year
1. Salary & Wages		-
a) Basic 60,41,108.00		
b) Consolidated Pay 24,25,494.00		
c) Conveyance allowance 4,18,155.00		
d) DA 93,83,316.00		
e) Deduction against absentee -		
f) EPF (Employer Contribution) 19,18,384.00		
g) Grade Pay 10,84,010.00		
h) HRA 13,49,195.00		
i) SAS (8.33% - Employer Cost) 13,01,933.00		
j) Deduction Resident Maint/Elec Chgs -9,99,016.00		
k) EL Encashment 15,51,075.00		
l) EL Encashment(Vacation for faculty) 15,39,147.00		
j)ML 1,20,055.00		
k)Faculty Development 2,07,483.00	2,63,40,339.00	1,69,21,243.00
2. Allowance & Bonus (Training Allowance)	68,094.00	
3. Contribution to Provident Fund		
4. Contribution to ESI		
5. Contribution to Other Fund for Employee Welfare		
Leave Salary Contribution 33,664.00		
Pension Contribution 94,496.00	1,28,160.00	78,757.00
6. Staff Welfare Expenses	-	
7. Retirement & Terminal Benefits		
8. LTC Facility		
9. Medical Facilities	5,37,920.00	4,80,256.00
10. Children Education Allowance		
11. Honorarium	10,63,450.00	
12. TA / DA Expenses		
13. Others (Specify)		
(a) EPF Admin Charges	1,93,960.00	1,53,765.00
(b) Facility for faculty residence	80,739.00	1,57,536.00
(c) Outsource Staffs	20,23,695.00	12,02,160.00
(d) Capacity Building & Training		
(e) Self Learning/ Development Expense	19,711.00	42,500.00
(f) CUG to Faculty/Staffs	1,61,165.00	16,315.00
TOTAL	3,06,17,233.00	1,90,52,532.00

K. V. Singh
Secretary
D.M.I. Society
PATNA

[Signature]
Manager (F & A)
Development Management Institute
PATNA



Schedule: 16 ACADEMIC EXPENSES

Particulars	Current Year	Previous Year
1. Laboratory Expenses		
2. Field Work / Participation		
3. Seminar / Workshop / Symposia	50,98,528.04	45,30,750.00
4. Payment to Visiting Faculty		10,30,470.00
5. Examination		
6. Staff Welfare Expenses		
7. Admission Expenses		
PDM Admission	6,42,289.00	10,88,266.00
PDM Advertisement & Promotion	23,30,795.00	34,24,046.00
8. Convocation Expenses	77,422.00	
9. Publications		
10. Stipend / means-cum-merit scholarship	7,09,250.00	12,72,250.00
11. Subscription Expenses		
Periodicals, Journals & Subscription	39,75,481.00	37,34,632.00
Database/ E-Journals		
12. Others (Specify)		
Student Medical Insurance/Expense	1,74,812.00	53,160.00
Experimental Learning	10,08,301.00	10,69,141.00
Learning Resources	10,67,580.00	5,39,160.00
Misc Academic Expenses	83,595.00	
TOTAL	1,51,68,053.04	1,67,41,875.00

Schedule: 17 ADMINISTRATIVE AND GENERAL EXPENSES

Particulars	Current Year	Previous Year
1. Electricity and Power	18,47,212.00	10,90,499.00
2. Water Charges		-
3. Insurance	57,675.00	52,590.00
4. Rent, Rates and Taxes		
Rent	1,50,67,553.00	1,18,23,776.00
Contribution for Facility, Support & Services	-	50,00,000.00
5. Postage and Telegram	36,964.00	68,253.00
6. Telephone and Internet Charges	7,45,285.29	2,63,682.00
7. Printing & Stationery	7,22,918.00	6,68,747.00
8. Travelling, Conveyance & Hospitality Expenses	15,89,267.63	14,53,304.00
9. Expenses on seminar / workshops		
10. Auditors Remuneration		
Internal Audit 2,30,500.00		
Statutory Audit 57,500.00	2,88,000.00	1,94,650.00
11. Professional Charge	1,02,682.00	2,58,749.00
12. Advertisement & Publicity	7,726.00	17,74,750.00
13. Magazines & Journals		
14. Others (Specify)		
Recruitment	2,27,128.00	6,28,283.00
Guest House/Canteen Exp	1,97,089.00	8,10,852.00
Office Expense	5,01,640.00	5,05,554.00
TOTAL	2,13,91,139.92	2,45,93,689.00

(15)

K. U. Raju
Secretary
D.M.I. Society
PATNA

Manager (F & A)
Development Management Institute
PATNA



Schedule: 18 TRANSPORTATION EXPENSES

Particulars	Current Year	Previous Year
1. Vehicles (Owned by Educational Institution)	-	-
a. Running Expenses	-	-
b. Repair and Maintenance	-	-
c. Insurance Expenses	-	-
2. Vehicles taken on Rent / lease	-	-
a. Rent / lease Expenses	15,69,520.00	14,10,140.00
TOTAL	15,69,520.00	14,10,140.00

Schedule: 19 REPAIR AND MAINTENANCE

Particulars	Current Year	Previous Year
1. Building	-	8,08,410.00
2. Furniture and Fixtures	-	4,23,990.00
3. Plant and Machinery	-	-
4. Office Equipments	-	-
5. Cleaning Material & Services	-	-
6. Others (Specify)	-	-
Spares & AMC	6,80,640.00	7,65,938.00
Website Maintenance/IT Expenses	5,13,399.54	7,58,257.00
TOTAL	11,94,039.54	27,56,595.00

Schedule: 20 FINANCE COSTS

Particulars	Current Year	Previous Year
1. Interests on Fixed Loans	-	-
2. Interests on Other Loans	-	-
3. Bank Charges	-	-
4. Others (Specify)	-	-
TOTAL	-	-

Schedule: 21 OTHER EXPENSES

Particulars	Current Year	Previous Year
1. Provisions for Bad and Doubtful Debts / Advances	-	-
2. Irrecoverable Balance Written Off	-	-
3. Others (Specify)	-	-
Bank Charges	4,239.90	4,636.80
Hostel Expenses	3,03,952.00	9,73,397.00
CARE Centres	25,25,433.00	21,56,783.00
CEP's	5,44,707.00	4,25,969.00
CEP's-UNICEF	29,38,555.00	-
TOTAL	63,16,886.90	35,60,785.80

K. V. Raju
Secretary
D.M.I. Society
PATNA

[Signature]
Manager (F & A)
Development Management Institute
PATNA



DEPRECIATION SCHEDULE

ASSET CATEGORY - FURNITURE & FIXTURES

Name of item	Date of Purchase	Reporting Date (Opening)	Reporting Date (Closing)	Difference	Gross Value (as on 01.04.2016)	Depreciation Rate	Depreciation Amount	Net Value (as on 31.03.2017)
Mattress	23/07/2014	01/04/2016	31/03/2017	365	21,486.25	25%	5,371.56	16,114.69
Cot	31/07/2014	01/04/2016	31/03/2017	365	50,346.29	25%	12,586.57	37,759.72
Table	03/09/2014	01/04/2016	31/03/2017	365	57,840.54	25%	14,460.14	43,380.41
Furniture & Fixtures	07/10/2014	01/04/2016	31/03/2017	365	3,12,299.89	25%	78,074.97	2,34,224.92
Bed	03/11/2014	01/04/2016	31/03/2017	365	17,594.73	25%	4,398.68	13,196.05
Mattress	13/11/2014	01/04/2016	31/03/2017	365	8,149.32	25%	2,037.33	6,111.99
Wooden Rack, Almirah	22/11/2014	01/04/2016	31/03/2017	365	18,881.97	25%	4,720.49	14,161.48
Bed, Table	03/01/2015	01/04/2016	31/03/2017	365	21,069.13	25%	5,267.28	15,801.85
Mattress	02/02/2015	01/04/2016	31/03/2017	365	11,034.66	25%	2,758.67	8,275.99
Book Case, Storvel	21/03/2015	01/04/2016	31/03/2017	365	3,24,924.14	25%	81,231.04	2,43,693.11
sofa, Lounge Chair, Jennifer Chair	31/03/2015	01/04/2016	31/03/2017	365	1,59,626.25	25%	39,906.56	1,19,719.69
Furniture & Fixtures	31/03/2015	01/04/2016	31/03/2017	365	30,81,449.25	25%	7,70,362.31	23,11,086.94
Coffin	07/10/2014	01/04/2016	31/03/2017	365	4,488.04	25%	1,122.01	3,366.03
Furniture & Furnitures	27/03/2015	01/04/2016	31/03/2017	365	25,79,276.33	25%	6,44,819.08	19,34,457.24
Almirah	26/05/2015	01/04/2016	31/03/2017	365	4,76,148.05	25%	1,19,037.01	3,57,111.04
Almirah	28/07/2015	01/04/2016	31/03/2017	365	1,14,964.98	25%	28,741.25	86,223.74
Bed/Mattress	14/05/2015	01/04/2016	31/03/2017	365	1,30,932.36	25%	32,733.09	98,199.27
Bed/Mattress	26/05/2015	01/04/2016	31/03/2017	365	3,94,400.38	25%	98,600.09	2,95,800.28
Bed/Mattress	02/07/2015	01/04/2016	31/03/2017	365	72,834.65	25%	18,208.66	54,625.98
Bed/Mattress	02/07/2015	01/04/2016	31/03/2017	365	82,246.90	25%	20,561.73	61,685.18
Bed/Mattress	02/07/2015	01/04/2016	31/03/2017	365	1,48,566.06	25%	37,141.51	1,11,424.54
Bed/Mattress	19/09/2015	01/04/2016	31/03/2017	365	47,847.86	25%	11,961.97	35,885.90
Bed/Mattress	02/11/2015	01/04/2016	31/03/2017	365	35,154.66	25%	8,788.66	26,366.00
Bed/Mattress	23/02/2016	01/04/2016	31/03/2017	365	29,105.22	25%	7,276.31	21,828.92
Bed/Mattress	14/03/2016	01/04/2016	31/03/2017	365	9,962.63	25%	2,490.66	7,471.97
Kitchen Crockery	12/06/2016	01/04/2016	31/03/2017	365	1,54,590.73	25%	38,647.68	1,15,943.05
Sofa	30/05/2015	01/04/2016	31/03/2017	365	1,54,304.03	25%	38,576.01	1,15,728.02
Sofa	20/06/2015	01/04/2016	31/03/2017	365	1,37,473.39	25%	34,368.35	1,03,105.04
Sofa	02/11/2015	01/04/2016	31/03/2017	365	26,793.99	25%	6,698.50	20,095.49
Table & Chair	14/05/2015	01/04/2016	31/03/2017	365	23,367.97	25%	5,841.99	17,525.98
Table & Chair	14/05/2015	01/04/2016	31/03/2017	365	11,598.25	25%	2,899.56	8,698.68
Table & Chair	26/05/2015	01/04/2016	31/03/2017	365	5,06,606.51	25%	1,26,651.63	3,79,954.88
Table & Chair	30/05/2015	01/04/2016	31/03/2017	365	72,354.22	25%	18,088.55	54,265.66
Table & Chair	16/06/2015	01/04/2016	31/03/2017	365	6,817.47	25%	1,704.37	5,113.10
Table & Chair	02/07/2015	01/04/2016	31/03/2017	365	1,81,082.54	25%	45,270.64	1,35,811.91
Table & Chair	02/07/2015	01/04/2016	31/03/2017	365	91,354.28	25%	22,838.57	68,515.71
Table & Chair	26/08/2015	01/04/2016	31/03/2017	365	53,612.94	25%	13,403.23	40,209.70
Table & Chair	13/10/2015	01/04/2016	31/03/2017	365	15,64,636.72	25%	3,91,159.18	11,73,477.54
Table & Chair	17/10/2015	01/04/2016	31/03/2017	365	3,67,903.58	25%	91,975.90	2,75,927.69
Table & Chair	02/11/2015	01/04/2016	31/03/2017	365	17,62,914.58	25%	4,40,728.64	13,22,185.93
Table & Chair	02/11/2015	01/04/2016	31/03/2017	365	63,568.19	25%	16,392.05	47,176.14
Table & Chair	28/11/2015	01/04/2016	31/03/2017	365	68,268.68	25%	17,067.17	51,201.51
Table & Chair	23/02/2016	01/04/2016	31/03/2017	365	73,530.11	25%	18,382.53	55,147.59
Visitor Chair	05/02/2016	01/04/2016	31/03/2017	365	3,24,193.08	25%	82,048.27	2,42,144.81
Budha Statue	05/02/2016	01/04/2016	31/03/2017	365	11,181.30	25%	2,795.32	8,385.97
Misc Purchase Prog Adv	12/03/2016	01/04/2016	31/03/2017	365	6,559.24	25%	1,739.81	5,219.43
Furniture - Use Fabricators	12/03/2016	01/04/2016	31/03/2017	365	57,841.63	25%	14,460.35	43,381.28
Furniture - Use Fabricators	18/08/2015	01/04/2016	31/03/2017	365	53,903,553.93	25%	13,47,508.98	40,42,844.95
Furniture - Use Fabricators	18/08/2015	01/04/2016	31/03/2017	365	43,58,720.74	25%	10,89,680.19	32,69,040.56
Furniture - Use Fabricators	26/06/2015	01/04/2016	31/03/2017	365	67,58,762.16	25%	16,89,690.54	50,69,071.62
Furniture - Use Fabricators	19/03/2016	01/04/2016	31/03/2017	365	3,64,60,337.80	25%	91,15,084.45	2,73,45,253.35
TOTAL (A)								
UPVC Windows	12/07/2016	01/04/2016	31/03/2017	263	1,83,719.00	25%	45,929.75	1,37,789.25
Furniture - Use Fabricators	25/07/2016	01/04/2016	31/03/2017	250	1,20,935.00	25%	30,233.75	90,701.25
Furniture - Use Fabricators	22/08/2016	01/04/2016	31/03/2017	222	70,76,708.00	25%	17,691,705.00	53,075,003.00
Bed/Mattress	16/11/2016	01/04/2016	31/03/2017	136	81,228.00	25%	20,307.00	60,921.00
Table & Chair	16/11/2016	01/04/2016	31/03/2017	136	3,73,016.00	25%	93,254.00	2,79,762.00
Furniture - Use Fabricators	13/03/2017	01/04/2016	31/03/2017	78	2,99,303.00	25%	74,825.75	2,24,477.25
Furniture - Use Fabricators	07/03/2017	01/04/2016	31/03/2017	25	3,19,470.00	25%	79,867.50	2,39,602.50
Furniture - Use Fabricators	31/03/2017	01/04/2016	31/03/2017	1	96,77,332.00	25%	24,193,305.00	72,580,027.00
TOTAL (B)								
GRAND TOTAL (A+B)					4,61,37,669.80		1,03,09,545.78	3,58,28,124.02

(17)

Kuljeet
Secretary
D.M.I. Society
PATNA

[Signature]
Manager (F & A)
Development Management Institute
PATNA



ASSET CATEGORY - COMPUTER/PERIPHERALS

Name of item	Date of Purchase	Reporting Date (Opening)	Reporting Date (Closing)	Difference	Gross Value (as on 01.04.2016)	Depreciation Rate	Depreciation Amount	Net Value (as on 31.03.2017)
Desktop	01/04/2014	01/04/2016	31/03/2017	365	6,07,606.96	40%	2,43,042.78	3,64,564.18
Printer	01/04/2014	01/04/2016	31/03/2017	365	2,26,807.42	40%	90,722.97	1,36,084.45
Mini Laptop	27/12/2014	01/04/2016	31/03/2017	365	1,42,836.10	40%	57,134.44	85,701.66
Hanging Projector	31/03/2015	01/04/2016	31/03/2017	365	17,100.00	40%	6,840.00	10,260.00
Desktop	31/03/2015	01/04/2016	31/03/2017	365	10,09,134.00	40%	4,03,653.60	6,05,480.40
Software	17/03/2015	01/04/2016	31/03/2017	365	1,56,291.74	40%	62,516.69	93,775.04
Software	12/04/2014	01/04/2016	31/03/2017	365	59,174.44	40%	23,669.77	35,504.66
Printer & Toner	09/05/2015	01/04/2016	31/03/2017	365	13,795.34	40%	5,518.14	8,277.21
Printer, computer accessories	09/05/2015	01/04/2016	31/03/2017	365	32,018.03	40%	12,807.21	19,210.82
Laptop & Projector	16/06/2015	01/04/2016	31/03/2017	365	49,811.67	40%	19,924.67	29,887.00
Laptops	04/07/2015	01/04/2016	31/03/2017	365	2,67,139.58	40%	1,06,855.83	1,60,283.75
Laptops	23/07/2015	01/04/2016	31/03/2017	365	85,832.43	40%	34,332.97	51,499.46
Desktop	03/02/2016	01/04/2016	31/03/2017	365	99,378.63	40%	39,751.45	59,627.18
Software- office pro plus	27/06/2015	01/04/2016	31/03/2017	365	3,18,378.54	40%	1,27,351.42	1,91,027.12
Software - Anti Virus	13/10/2015	01/04/2016	31/03/2017	365	67,923.49	40%	27,169.40	40,754.10
Software	26/02/2016	01/04/2016	31/03/2017	365	15,403.84	40%	6,161.53	9,242.30
SPSS Software	23/09/2015	01/04/2016	31/03/2017	365	10,41,672.26	40%	4,16,668.91	6,25,003.36
Printer & Scanner	04/06/2015	01/04/2016	31/03/2017	365	17,423.56	40%	6,969.42	10,454.14
Printer & Scanner	28/11/2015	01/04/2016	31/03/2017	365	36,609.73	40%	14,643.89	21,965.84
Printer & Toner	14/03/2016	01/04/2016	31/03/2017	365	55,741.81	40%	22,296.72	33,445.08
Router & Switch	29/01/2016	01/04/2016	31/03/2017	365	27,449.01	40%	10,979.61	16,469.41
TOTAL - (A)					43,47,528.58		17,39,011.43	26,08,517.15
Hard Disk	26/04/2016	01/04/2016	31/03/2017	340	25,000.00	40%	9,315.07	15,684.93
Software	30/05/2016	01/04/2016	31/03/2017	306	11,378.00	40%	3,815.53	7,562.47
Software	04/06/2016	01/04/2016	31/03/2017	301	4,89,352.00	40%	1,61,419.13	3,27,932.87
Harddisk	27/07/2016	01/04/2016	31/03/2017	248	1,25,000.00	40%	33,972.60	91,027.40
Laptop	25/07/2016	01/04/2016	31/03/2017	250	89,722.00	40%	24,581.37	65,140.63
Software	22/08/2016	01/04/2016	31/03/2017	222	64,179.00	40%	15,613.96	48,565.04
Printer & Scanner	16/05/2016	01/04/2016	31/03/2017	320	18,800.00	40%	6,592.88	12,207.12
Software	31/03/2017	01/04/2016	31/03/2017	1	91,271.00	40%	100.02	91,170.98
Printer & Scanner	21/01/2017	01/04/2016	31/03/2017	70	37,619.00	40%	2,885.84	34,733.16
TOTAL - (B)					9,52,321.00		2,55,410.55	6,59,291.45
GRAND TOTAL (A+B)					52,99,849.58		19,94,421.99	32,67,808.60



Manager (F & A)
Development Management Institute
PATNA

Kuldeep
Secretary
D.M.I. Society
PATNA

(18)

ASSET CATEGORY- ELECTRIC INSTALLATIONS

Name of item	Date of Purchase	Reporting Date (Opening)	Reporting Date (Closing)	Difference	Gross Value (as on 01.04.2016)	Depreciation Rate	Depreciation Amount	Net Value (as on 31.03.2017)
FAN	04/08/2014	01/04/2016	31/03/2017	365	10,421.54	20%	2,084.31	8,337.23
FAN, Kettle	13/09/2014	01/04/2016	31/03/2017	365	9,497.62	20%	1,899.52	7,598.10
FAN	15/09/2014	01/04/2016	31/03/2017	365	2,247.98	20%	449.60	1,798.38
Fan, Geyser	03/11/2014	01/04/2016	31/03/2017	365	20,631.24	20%	4,126.25	16,504.99
Printer	09/12/2014	01/04/2016	31/03/2017	365	28,233.99	20%	5,646.80	22,587.20
Freeze, LED TV, Microwave	19/01/2015	01/04/2016	31/03/2017	365	1,48,854.53	20%	29,770.91	1,19,083.63
FA - Geyser	12/08/2015	01/04/2016	31/03/2017	365	31,443.29	20%	6,288.66	25,154.63
FA - LG Fridge	10/03/2015	01/04/2016	31/03/2017	365	62,583.48	20%	12,516.70	50,066.78
FA - LG Fridge	22/08/2014	01/04/2016	31/03/2017	365	10,476.54	20%	2,095.31	8,381.23
FA - Water Dispenser	04/08/2014	01/04/2016	31/03/2017	365	7,856.13	20%	1,571.23	6,284.91
FA - Water Dispenser	17/01/2015	01/04/2016	31/03/2017	365	11,366.40	20%	2,272.28	9,094.12
FA - Water Dispenser	27/01/2015	01/04/2016	31/03/2017	365	47,269.87	20%	9,453.97	37,815.90
AC & Stabilizer	11/04/2015	01/04/2016	31/03/2017	365	4,11,438.90	20%	82,287.78	3,29,151.12
AC	27/05/2015	01/04/2016	31/03/2017	365	1,16,295.89	20%	23,259.18	93,036.71
AC	27/05/2015	01/04/2016	31/03/2017	365	2,19,300.82	20%	43,860.16	1,75,440.66
AC	15/09/2015	01/04/2016	31/03/2017	365	34,768.77	20%	6,953.75	27,815.01
AC	17/03/2016	01/04/2016	31/03/2017	365	64,997.53	20%	12,999.51	51,998.03
Camera	28/09/2015	01/04/2016	31/03/2017	365	18,781.37	20%	3,756.27	15,025.10
Camera	07/12/2015	01/04/2016	31/03/2017	365	64,605.21	20%	12,921.04	51,684.16
CCTV Camera	15/10/2015	01/04/2016	31/03/2017	365	2,42,501.27	20%	48,500.25	1,94,001.02
Coffee m/c	29/05/2015	01/04/2016	31/03/2017	365	61,364.63	20%	12,272.93	49,091.70
Coffee m/c	29/05/2015	01/04/2016	31/03/2017	365	1,07,511.04	20%	21,502.21	86,008.83
Cooler	26/05/2015	01/04/2016	31/03/2017	365	49,335.04	20%	9,867.01	39,468.03
Cooler	07/07/2015	01/04/2016	31/03/2017	365	80,864.00	20%	16,192.80	64,671.20
Cooler	19/09/2015	01/04/2016	31/03/2017	365	1,13,374.44	20%	22,674.89	90,699.55
Geyser	31/10/2015	01/04/2016	31/03/2017	365	1,40,990.36	20%	28,198.07	1,12,792.28
Geyser	27/05/2015	01/04/2016	31/03/2017	365	50,837.92	20%	10,167.58	40,670.33
Kent RO	27/06/2015	01/04/2016	31/03/2017	365	3,09,400.00	20%	61,880.00	2,47,520.00
Kent RO	27/08/2015	01/04/2016	31/03/2017	365	36,565.48	20%	7,313.10	29,252.38
Microwave Oven	27/08/2015	01/04/2016	31/03/2017	365	35,885.59	20%	7,177.12	28,708.47
Microwave Oven	27/08/2015	01/04/2016	31/03/2017	365	9,638.27	20%	1,925.65	7,712.62
Refrigerator	15/09/2015	01/04/2016	31/03/2017	365	46,850.63	20%	9,370.13	37,480.50
Television	27/05/2015	01/04/2016	31/03/2017	365	78,084.38	20%	15,616.88	62,467.51
Television	27/05/2015	01/04/2016	31/03/2017	365	41,347.95	20%	8,269.59	33,078.36
Television	20/06/2015	01/04/2016	31/03/2017	365	20,950.41	20%	4,190.08	16,760.33
Television	15/09/2015	01/04/2016	31/03/2017	365	23,319.73	20%	4,663.95	18,655.78
Television	17/03/2016	01/04/2016	31/03/2017	365	78,722.19	20%	15,744.44	62,977.75
Washing Machine	07/04/2015	01/04/2016	31/03/2017	365	46,518.36	20%	9,303.67	37,214.68
Washing Machine	27/05/2015	01/04/2016	31/03/2017	365	23,259.18	20%	4,651.84	18,607.34
Washing Machine	19/03/2016	01/04/2016	31/03/2017	365	30,271,05.00	20%	6,054,21.00	24,216,84.00
Genset				365	60,22,798.98		12,04,559.80	48,18,239.18
TOTAL - (A)								

Name of item	Date of Purchase	Reporting Date (Opening)	Reporting Date (Closing)	Difference	Gross Value (as on 01.04.2016)	Depreciation Rate	Depreciation Amount	Net Value (as on 31.03.2017)
RFID SYSTEM	18/11/2016	01/04/2016	31/03/2017	134	26,24,317.00	20%	5,24,863.40	21,00,453.60
CCTV Camera	04/10/2016	01/04/2016	31/03/2017	179	2,07,147.00	20%	41,429.40	1,65,717.60
CCTV Camera	16/05/2016	01/04/2016	31/03/2017	320	1,68,995.00	20%	33,799.00	1,35,196.00
Genset	22/09/2016	01/04/2016	31/03/2017	191	62,819.00	20.00%	12,563.80	50,255.20
Audio Visual System	01/04/2017	01/04/2016	31/03/2017	1	11,970.00	20%	2,394.00	9,576.00
Television	07/02/2017	01/04/2016	31/03/2017	53	22,500.00	20%	4,500.00	18,000.00
TOTAL - (B)					30,97,568.00		6,05,421.00	24,92,147.00
TOTAL - (A + B)					91,20,166.98		14,54,365.23	76,65,801.75

(19)

K. R. Singh
Secretary
D.M.I. Society
PATNA

[Signature]
Manager (F & A)
Development Management Institute
PATNA



ASSET CATEGORY - LIBRARY BOOKS

Name of item	Date of Purchase	Reporting Date (Opening)	Reporting Date (Closing)	Difference	Gross Value (as on 01.04.2016)	Depreciation Rate	Depreciation Amount	Net Value (as on 31.03.2017)
Books	01/04/2014	01/04/2016	31/03/2017	365	1,49,030.01	20%	29,806.00	1,19,224.00
Books	10/03/2015	01/04/2016	31/03/2017	365	42,305.93	20%	8,461.19	33,844.74
Books	17/03/2015	01/04/2016	31/03/2017	365	91,325.21	20%	18,265.04	73,060.17
Books	24/03/2015	01/04/2016	31/03/2017	365	6,212.88	20%	1,242.58	4,970.30
Books	31/03/2015	01/04/2016	31/03/2017	365	10,869.60	20%	2,173.92	8,695.68
Books	31/03/2015	01/04/2016	31/03/2017	365	20,780.00	20%	4,156.00	16,624.00
Books	31/03/2015	01/04/2016	31/03/2017	365	1,26,961.60	20%	25,392.32	1,01,569.28
Books	31/03/2015	01/04/2016	31/03/2017	365	3,61,541.60	20%	72,308.32	2,89,233.28
Books	24/04/2015	01/04/2016	31/03/2017	365	42,785.97	20%	8,557.19	34,228.78
Books	09/05/2015	01/04/2016	31/03/2017	365	4,03,626.04	20%	80,725.21	3,22,900.84
Books	09/05/2015	01/04/2016	31/03/2017	365	68,989.26	20%	13,797.85	55,191.41
Books	30/05/2015	01/04/2016	31/03/2017	365	9,106.51	20%	1,821.30	7,285.21
Books	20/06/2015	01/04/2016	31/03/2017	365	27,229.73	20%	5,445.95	21,783.79
Books	20/06/2015	01/04/2016	31/03/2017	365	10,412.93	20%	2,082.59	8,330.35
Books	20/06/2015	01/04/2016	31/03/2017	365	12,236.56	20%	2,451.31	9,805.25
Books	20/06/2015	01/04/2016	31/03/2017	365	11,328.49	20%	2,265.70	9,062.79
Books	10/08/2015	01/04/2016	31/03/2017	365	17,046.80	20%	3,409.36	13,637.44
Books	10/08/2015	01/04/2016	31/03/2017	365	4,086.91	20%	817.38	3,269.53
Books	19/09/2015	01/04/2016	31/03/2017	365	20,473.74	20%	4,094.75	16,378.99
Books	05/10/2015	01/04/2016	31/03/2017	365	11,695.96	20%	2,339.19	9,356.76
Books	05/10/2015	01/04/2016	31/03/2017	365	40,713.84	20%	8,142.77	32,571.07
Books	05/11/2015	01/04/2016	31/03/2017	365	10,999.40	20%	2,199.88	8,799.52
Books	28/11/2015	01/04/2016	31/03/2017	365	23,755.28	20%	4,751.06	19,004.22
Books	22/12/2015	01/04/2016	31/03/2017	365	80,920.93	20%	16,184.19	64,736.75
Books	22/01/2016	01/04/2016	31/03/2017	365	1,50,469.48	20%	30,093.90	1,20,375.58
Books	01/03/2016	01/04/2016	31/03/2017	365	1,22,603.91	20%	24,520.78	98,083.13
Books	31/03/2016	01/04/2016	31/03/2017	365	45,721.00	20%	9,144.20	36,576.80
Books	31/03/2016	01/04/2016	31/03/2017	365	10,275.00	20%	2,055.00	8,220.00
TOTAL - (A)					19,33,524.57		3,86,704.91	15,46,819.66
Books	03/05/2016	01/04/2016	31/03/2017	333	1,28,999.00	20%	23,537.90	1,05,461.10
Books	21/06/2016	01/04/2016	31/03/2017	284	90,352.00	20%	14,060.26	76,291.74
Books	23/06/2016	01/04/2016	31/03/2017	282	14,313.00	20%	2,211.65	12,101.35
Books	05/08/2016	01/04/2016	31/03/2017	239	83,369.00	20%	10,917.91	72,451.09
Books	27/09/2016	01/04/2016	31/03/2017	186	67,434.00	20%	6,872.73	60,561.27
Books	15/11/2016	01/04/2016	31/03/2017	137	5,30,300.00	20%	39,808.82	4,90,491.18
Books	02/12/2016	01/04/2016	31/03/2017	120	47,489.00	20%	3,122.56	44,366.44
Books	02/12/2016	01/04/2016	31/03/2017	120	10,358.00	20%	681.07	9,676.93
Books	02/12/2016	01/04/2016	31/03/2017	120	736.00	20%	48.39	687.61
Books	26/12/2016	01/04/2016	31/03/2017	96	50,579.00	20%	2,660.59	47,918.41
Books	06/01/2017	01/04/2016	31/03/2017	85	46,458.00	20%	2,163.80	44,294.20
Books	21/02/2017	01/04/2016	31/03/2017	39	48,089.00	20%	1,027.66	47,061.34
TOTAL - (B)					11,18,476.00		1,07,113.35	10,11,362.65
TOTAL - (A + B)					30,52,000.57		4,93,818.26	25,58,182.31



Secretary
M.I. Society
PATNA

Manager (F & A)
Development Management Institute
PATNA

(20)

Development Management Institute Society
Second Floor, Udyog Bhawan Campus, East Gandhi Maidan, Patna-800004

Cash Flow Statement for the year ended on 31.03.2017

Particulars	Amount(Rs.)	Amount(Rs.)
Cash Flow from Operating Activities		
Surplus/(deficit) for the year		
Adjustments for the non-operating expenses		
Depreciation	1,42,52,151.26	
Write Offs		
Interest Expense on Loans		
(Interest Income)		
(Dividend Income)		
income in the Income & Expenditure Account)		1,42,52,151.26
Surplus/(deficit) before changes in the Current Assets/Current Liabilities		1,42,52,151.26
(Increase)/Decrease in Current Assets		
Less: Increase in Current Assets/ Loan & Advances	-1,99,92,742.16	-1,99,92,742.16
Add : Decrease in Current Assets/ Loan & Advances		
Increase/(Decrease) in Current liabilities		
Add : Increase in Current Liabilities	3,09,94,617.00	3,09,94,617.00
A. Net Cash from Operating Activities		2,52,54,026.10
Cash Flow from Investing Activities		
(Purchase)/Sale of fixed assets		-1,48,45,497.00
(Purchase)of Long Term investments		-29,94,78,787.20
Interest received		
(Sale)of Short Term investments		4,87,00,000.00
B. Net Cash from Investing Activities		-26,56,24,284.20

(21)

KV Raju
Secretary
D.M.I. Society
PATNA

[Signature]
Manager (F & A)
Development Management Institute
PATNA



Cash Flow from Financing Activities		
Decrease in General Fund during the year		-62,37,718.95
Grants/funds in nature of founder's/promoter's		
Additions to Corpus Fund during the year		1,48,45,497.00
Grants/funds related to assets not requiring		
Additions to Designated/Earmarked Funds Fund during the year		27,17,87,080.39
Endowment fund (principal's sum)		
Proceeds from long term borrowings		
Decrease in Restricted Fund during the year		-6,86,74,954.80
Interest paid on loans		
Accrued Int on Investment		
C. Net Cash Flow from Financing Activities		21,17,19,903.64
Net Increase in Cash & Cash equivalents during the period (A+B+C)		-2,86,50,354.47
Net Increase/Decrease in Cash Equivalents		-
Cash and Cash Equivalents at the beginning of the period		-
Cash Balance	15,217.00	
Bank Balance	3,54,97,713.60	3,55,12,930.60
Cash and Cash Equivalents at the end of the period		68,62,576.13

For Development Management Institute

KVK
Secretary
D.M.T. Society
PATNA

Patna , 26/07/2017

(Signature)
Manager (F & A)
Development Management Institute
PATNA

In terms of our attached report of even date
For M/s Chanakya Ashok & Co.
Chartered Accountants

(Signature)
CA Ashok Kumar Pandey
Partner, ICAI Membership No: 404207
FRN: 012680C



Development Management Institute Society
Second Floor, Udyog Bhawan Campus, East Gandhi Maidan, Patna-800004

Trial Balance as on 31.03.2017

Particulars	Debit (Rs.)	Credit (Rs.)
Unrestricted Fund		
---- Corpus	-	7,51,05,485.00
---- General Fund	-	50,11,579.72
---- Designated/Earmarked Fund	-	49,36,12,520.24
Restricted Fund	-	44,68,783.20
Accumulated Depreciation Fund	-	2,57,47,949.33
Current Liabilities & Provisions	-	3,44,45,768.00
Fixed Assets	7,51,05,485.00	-
Investments		
---- Long - Term	51,44,78,787.20	-
---- Short - Term	1,60,00,000.00	-
Current Assets	68,62,576.13	-
Loans, Advances & Deposits	2,59,45,237.16	-
TOTAL	63,83,92,085.49	63,83,92,085.49

For Development Management Institute Society

Kulbir
Secretary
D.M.I. Society
Patna

(Signature)
Manager (F & A)
Development Management Institute
PATNA

In terms of our attached report of even date
For M/s Chanakya Ashok & Co.
Chartered Accountants



(Signature)

CA Ashok Kumar Pandey
Partner, ICAI Membership No: 404207
FRN: 012680C

(23)



SCHEDULE 22 : NOTES TO ACCOUNTS

1 Significant Accounting Policies

- a The Institution follows Accrual System as a basis of Recognition of Major types of Expenses and Revenue.
- b Accounting for Income from and Expenditure on specialised Activities such as research are made on Cash Basis.
- c Conversion or translation of Foreign Currency. (In case of Organisations Receiving Foreign Funds)-No Foreign Funds Received.
- d Methods of Depreciation:
The institute is charging depreciation on day basis at the following rates:
 - (i) Furniture & Fixtures - 25 %
 - (ii) Computer Peripherals - 40%
 - (iii) Electric Installations - 20%
 - (iv) Library Books - 20%
- e Valuation of Inventory: There is no Inventories with the Institutions.
- f Valuation of Investments: Made at cost.
- g Treatment of Employee Benefit: The employees are given various welfare benefits in the form of Employee Provident Fund @ 12% , Super Annuation Scheme @ 8.33% & Accidental Mediciam.
- h Valuation of Fixed Assets: Made at Purchase / Historical Cost
- i Contingent Liabilities: Nil

2 General Fund

- a The balance brought forward from previous year 2015-16 is Rs. 11,249,298.47.
- b The institute has received a grant of Rs. 28,08,50,000 from Rural Development Dept. Govt. of Bihar and from COMFED of Rs.11,74,750 during the Financial Year 2016-17.
- c Rs.16,174,750 has been designated towards Scholar Support Fund out of the above grant received.
- d Rs.280,850,000 has been contributed towards General Fund out of the above grant received
- e Rs. NIL is restricted towards Salary Fund out of the above grant received.
- f Rs. NIL is restricted towards Asset Creation Fund out of the above grant received.
- g Rs.230,000,000 has been designated towards DMI Corpus Investment Fund.
- h The balance left in General Fund for the Period ending on 31st March 2017 is - Rs.5,011,479.89/-

3 Additions to CORPUS Fund:

- a The balance brought forward from previous year 2015-16 is Rs. 6,02,59,988.
- b Contribution towards corpus in purchase of fixed assets is Rs.14,845,497/- for the current period.
- c The closing balance of corpus for the Financial Year 2016-17 is Rs.75,105,485/-.

(24)

Ku Raju
Secretary
D.M.I. Society
PATNA


Manager (F & A)
Development Management Institute
PATNA



4 Capacity & Capability

S.N.	Parameters	Total	Per / Student
a	No of Students	24	0.4166667
b	No of Teachers	10	
c	Collection on Account of Building Fund and Expenditure there of		
d		NIL	NIL
e	Collection for Sports activities and expenditure thereof	NIL	NIL
f			
g	Collection for Co-curricular activities and expenditure thereof	NIL	NIL
h			
i	Collection on account of Development Charges and expenditure thereof	NIL	NIL
j	Collection for Medical Expenses and Expenditure thereof	1,74,812	7284
k	Compliance with statutory dues like EPF and ESI	NIL	NIL
l	Salary Structure of Teachers	Yes	NIL

Salary Structure of Teachers:

S.N.	Name	Designation	Consolidated Pay	Basic Pay (p.m.)	Grade Pay	DA	Perquisite/ Allowance
a	Prof. K.V.Raju	Director	-	84,872.00	-	136%	Rent Free Furnished Accomodation
b	Prof. G. Krishnamurthi	Senior Professor & Dean		76,915.00	-	136%	Rent Free Furnished Accomodation
c	Prof. Hemnath Rao H.	Senior Professor & Dean		69,010.00		136%	Rent Free Furnished Accomodation
d	Prof. E.N. Reddy	Assosciate Professor	-	48,397.00	9500	136%	Rent Free Furnished Accomodation
e	Prof. Surya Bhushan	Assosciate Professor	-	45,998.00	9500	136%	Rent Free Furnished Accomodation
f	Prof. Debashish Kundu	Assosciate Professor		43,357.00	9500	136%	Rent Free Furnished Accomodation
g	Prof. Jaya Kritika Ojha	Assistant Professor	-	26,558.00	8000	136%	Rent Free Furnished Accomodation
h	Prof. Aditi Thakur	Assistant Professor	-	25,033.00	8000	136%	HRA @ 20%
i	Prof. Mallika Nawal	Assistant Professor		24,304.00	8000	136%	HRA @ 20%
j	Prof. Amrita Dhiman	Assistant Professor	-	23,596.00	8000	136%	Rent Free Furnished Accomodation

(25)

Ku Raju
Secretary
D.M.I. Society
PATNA

(Signature)
Manager (F & A)
Development Management Institute
PATNA



5 Related Party Disclosure:

S.N.	Particulars	Remarks
a	Transactions between the educational Institution and the trust and society managing the Educational Institution.	Nil
b	Transactions between the educational Institution and the trustees or the members of the Governing Body of the Educational Institution.	Nil
c	Transactions between the educational institution & the author of the trust or the founder of the institution.	Nil
d	Transactions between the educational institution & the author of the trust or the founder of the institution.	Nil
e	Transactions between the educational institution and the relatives of the trustees, or members of the governing body managing the educational institution or the author of trust or the founder of the Institution.	Nil
f	Transaction between the educational Institution and its key management personnel or the relatives of Key Management Personnel.	Nil

Relatives means " the spouse, son, daughter, brother, sister, father and mother and related spouse who may expected to influence , or influenced by , that individual in his / her dealing with the educational Institution.

Key Management Personnel means " the principal and the person associated with procurement & Finalisation of Goods and Services.

Additional Disclosure of Related Party transaction-If Transaction exist.

S.N.	Particulars	Remarks
(i)	Name of Transacting related party.	Not Applicable
(ii)	A description of relationship between the parties	Not Applicable
(iii)	A description of the nature of transaction.	Not Applicable
(iv)	Volume of the trasactions; either as an amount or as an appropriate proportion.	Not Applicable
(v)	The amounts or appropriate proportions or outstanding items pertaining to related parties at the balance sheet date and provisions of doubtful debts due from such parties at that date; and	Not Applicable
(vi)	Amounts written off or written back in the period in respect of debts due from or to related parties.	Not Applicable

Note : Previous year figures have been regrouped/reclassified for better presentation/disclosure.

(26)


Secretary
D.M.I. Society
PATNA


Manager (F & A)
Development Management Institute
PATNA.



Monthly Bank Reconciliation Statement of Vidyut Bhawan, Canara Bank, Account No-8531101013041, up to the period Mar'17. Detail of reconciliation is given below:-

Balance as per bank book (DMI), 31.03.17

614,492.80

Particulars	Ch. No	
Add: 1 Cheque Issued but not presented/Dr.	641440	4,127.00
2 Cheque Issued but not presented	641472	56,804.00
3 Cheque Issued but not presented	641473	1,050.00
4 Cheque Issued but not presented	641476	33,771.00
5 Cheque Issued but not presented	641481	2,600.00
6 Cheque Issued but not presented	641484	45,136.00
7 Cheque Issued but not presented	641487	22,005.00
8 Cheque Issued but not presented	641487	15,703.00
9 Cheque Issued but not presented	641487	347.00
10 Cheque Issued but not presented	641487	5,903.00
11 Cheque Issued but not presented	641488	8,000.00
12 Cheque Issued but not presented	641489	166,600.00
13 Cheque Issued but not presented	641490	184,013.00
14 Cheque Issued but not presented	641491	120,500.00
15 Cheque Issued but not presented	641492	67,500.00
16 Cheque Issued but not presented	641492	144,150.00
17 Cheque Issued but not presented	641493	33,423.00
18 Cheque Issued but not presented	641494	34,340.00
19 Cheque Issued but not presented	641495	6,310.00
20 Cheque Issued but not presented	641496	23,994.00
21 Cheque Issued but not presented	641497	63,469.00
22 Cheque Issued but not presented	641498	53,578.00
23 Cheque Issued but not presented	641500	2,433.00
24 Cheque Issued but not presented	644701	4,235.00
25 Cheque Issued but not presented	644702	2,361.00
26 Cheque Issued but not presented	644703	14,468.00
27 Cheque Issued but not presented	644704	8,630.00
28 Cheque Issued but not presented	644705	2,174.00
29 Cheque Issued but not presented	644706	28,264.00
30 Cheque Issued but not presented	644706	10,458.00
31 Cheque Issued but not presented	644706	12,527.00
32 Cheque Issued but not presented	644706	18,169.00
33 Cheque Issued but not presented	644706	3,510.00
34 Cheque Issued but not presented	644706	12,886.00
35 Cheque Issued but not presented	644707	48,600.00
36 Cheque Issued but not presented	644707	5,408.00
37 Cheque Issued but not presented	644707	6,846.00
38 Cheque Issued but not presented	644708	70,638.00
39 Cheque Issued but not presented	644709	48,962.00
40 Cheque Issued but not presented	644709	33,750.00
41 Cheque Issued but not presented	644709	41,382.00
42 Cheque Issued but not presented	644710	14,629.00
43 Cheque Issued but not presented	644711	40,500.00
44 Cheque Issued but not presented	644711	33,750.00
45 Cheque Issued but not presented	644711	40,500.00
46 Cheque Issued but not presented	644711	69,763.00
47 Cheque Issued but not presented	644711	30,000.00
48 Cheque Issued but not presented	644711	50,048.00
49 Cheque Issued but not presented	644712	186,199.00
50 Cheque Issued but not presented	644713	16,472.00
51 Cheque Issued but not presented	644714	47,877.00
52 Cheque Issued but not presented	644715	8,751.00
53 Cheque Issued but not presented	644717	1,410.00
54 Cheque Issued but not presented	644718	257,075.00
		<u>2,265,998.00</u>
		<u>2,880,490.80</u>
Less:- 1 Bank Charges & Comm.-Mar'17, Rs.735/-,		-
2 Cheque DD Deposited but not credited in A/c	129182	107,000.00
3 Cheque DD Deposited but not credited in A/c	0003691	254,000.00
4 Cheque DD Deposited but not credited in A/c	001373	107,000.00
5 Cheque DD Deposited but not credited in A/c	182445	219,310.00
		<u>687,310.00</u>
		<u>2,193,180.80</u>

Balance as per Canara Bank Statement- 31.03.17 (SB A/C)

K. V. K. Singh
Director
Development Management Institute
PATNA

[Signature]
Manager (F & A)
Development Management Institute
PATNA



Monthly Bank Reconciliation Statement of ICICI Bank, Fraser Road Branch, Account No-057901001997, up to the period Mar'2017. Detail of reconciliation is given below:-

Balance as per bank book (DMI), 31.03.17		101,924.00
Particulars	Ch. No	
Add: 1 Ch. Issued but not cleared for NPS-Mar'17	018321	383,564.00
2 Ch. Issued but not present to Bank	018322	2,766.00
3 Ch. Issued but not cleared	-	-
4 Interest Received	-	-
		386,330.00
		488,254.00
Less:- Bank Charges & Comm.		-
DD/Cheque Deposited but not credited		-
		488,254.00
Balance as per ICICI Bank Statement-31.03.17		488,254.00


Secretary
D.M.I. Society
PATNA


Manager (F & A)
Development Management Institute
PATNA



Monthly Bank Reconciliation Statement of IDBI Bank, Ashiana Branch, Account No-1125104000076164, up to the period Mar'2017. Detail of reconciliation is given below:-

Balance as per bank book (DMI), 31.03.17		6,059,672.20	
Particulars	Ch. No		
Add: 1 Interest Received on Coupus Investment		-	
2 Interest Received on Scholar Fund Investment		-	
3 Fund Allocated under Corpus Investment :-		-	
4 Interest Received on SB		-	
5 CH. Issued but not presented in Bank	112891	20,650.00	
6 CH. Issued but not presented in Bank	112894	93,978.00	
7 CH. Issued but not presented in Bank	112896	2,350,316.00	2,464,944.00
			<u>8,524,616.20</u>
Less:- Bank Charges & Comm.			
FD- but amt. not credited (75Lac+intt.-538498.2)		8,038,498.20	8,038,498.20
(Vide Letter-585/31.3.2017)			
Balance as per IDBI Bank Statement-31.03.17			<u>486,118.00</u>




Secretary
D.M.I. Society
PATNA


Manager (F & A)
Development Management Institute
PATNA



Monthly Bank Reconciliation Statement of YES Bank, Exhibition Road , Branch, Account No-025394600000247, up to the period Mar'17. Detail of reconciliation is given below:-

Balance as per bank book (DMI), 31.03.17		60,779.13
Particulars	Ch. No	
Add: 1 Interest on saving	0	-
2 Interest/Other Received-025394600000247,	0	-
		<u>60,779.13</u>
Less:- Bank Charges & Comm.		-
		<u>60,779.13</u>
Balance as per Yes Bank Statement-31.03.17		60,779.13


Secretary
D.M.I. Society
PATNA


Manager (F & A)
Development Management Institute
PATNA



Monthly Bank Reconciliation Statement of Vidyut Bhawan, Canara Bank, Account No-8531101013041, up to the period Mar'17. Detail of reconciliation is given below:-

Balance as per bank book (DMI), 31.03.17

614,492.80

Particulars	Ch. No	
Add: 1 Cheque Issued but not presented/Dr.	641440	4,127.00
2 Cheque Issued but not presented	641472	56,804.00
3 Cheque Issued but not presented	641473	1,050.00
4 Cheque Issued but not presented	641476	33,771.00
5 Cheque Issued but not presented	641481	2,600.00
6 Cheque Issued but not presented	641484	45,136.00
7 Cheque Issued but not presented	641487	22,005.00
8 Cheque Issued but not presented	641487	15,703.00
9 Cheque Issued but not presented	641487	347.00
10 Cheque Issued but not presented	641487	5,903.00
11 Cheque Issued but not presented	641488	8,000.00
12 Cheque Issued but not presented	641489	166,600.00
13 Cheque Issued but not presented	641490	184,013.00
14 Cheque Issued but not presented	641491	120,500.00
15 Cheque Issued but not presented	641492	67,500.00
16 Cheque Issued but not presented	641492	144,150.00
17 Cheque Issued but not presented	641493	33,423.00
18 Cheque Issued but not presented	641494	34,340.00
19 Cheque Issued but not presented	641495	6,310.00
20 Cheque Issued but not presented	641496	23,994.00
21 Cheque Issued but not presented	641497	63,469.00
22 Cheque Issued but not presented	641498	53,578.00
23 Cheque Issued but not presented	641500	2,433.00
24 Cheque Issued but not presented	644701	4,235.00
25 Cheque Issued but not presented	644702	2,361.00
26 Cheque Issued but not presented	644703	14,468.00
27 Cheque Issued but not presented	644704	8,630.00
28 Cheque Issued but not presented	644705	2,174.00
29 Cheque Issued but not presented	644706	28,264.00
30 Cheque Issued but not presented	644706	10,458.00
31 Cheque Issued but not presented	644706	12,527.00
32 Cheque Issued but not presented	644706	18,169.00
33 Cheque Issued but not presented	644706	3,510.00
34 Cheque Issued but not presented	644706	12,886.00
35 Cheque Issued but not presented	644707	48,600.00
36 Cheque Issued but not presented	644707	5,408.00
37 Cheque Issued but not presented	644707	6,846.00
38 Cheque Issued but not presented	644708	70,638.00
39 Cheque Issued but not presented	644709	48,962.00
40 Cheque Issued but not presented	644709	33,750.00
41 Cheque Issued but not presented	644709	41,382.00
42 Cheque Issued but not presented	644710	14,629.00
43 Cheque Issued but not presented	644711	40,500.00
44 Cheque Issued but not presented	644711	33,750.00
45 Cheque Issued but not presented	644711	40,500.00
46 Cheque Issued but not presented	644711	69,763.00
47 Cheque Issued but not presented	644711	30,000.00
48 Cheque Issued but not presented	644711	50,048.00
49 Cheque Issued but not presented	644712	186,199.00
50 Cheque Issued but not presented	644713	16,472.00
51 Cheque Issued but not presented	644714	47,877.00
52 Cheque Issued but not presented	644715	8,751.00
53 Cheque Issued but not presented	644717	1,410.00
54 Cheque Issued but not presented	644718	257,075.00
		<u>2,265,998.00</u>
		2,880,490.80
Less:- 1 Bank Charges & Comm.-Mar'17, Rs.735/-,		-
2 Cheque DD Deposited but not credited in A/c	129182	107,000.00
3 Cheque DD Deposited but not credited in A/c	0003691	254,000.00
4 Cheque DD Deposited but not credited in A/c	001373	107,000.00
5 Cheque DD Deposited but not credited in A/c	182445	219,310.00
		<u>687,310.00</u>
		2,193,180.80

Balance as per Canara Bank Statement- 31.03.17 (SB A/C)

K. V. Kain
Director
Development Management Institute
PATNA

(Signature)
Manager (F & A)
Development Management Institute
PATNA



Monthly Bank Reconciliation Statement of ICICI Bank, Fraser Road Branch, Account No-057901001997, up to the period Mar'2017. Detail of reconciliation is given below:-

Balance as per bank book (DMI), 31.03.17		101,924.00
Particulars	Ch. No	
Add: 1 Ch. Issued but not cleared for NPS-Mar'17	018321	383,564.00
2 Ch. Issued but not present to Bank	018322	2,766.00
3 Ch. Issued but not cleared	-	-
4 Interest Received	-	-
		<u>386,330.00</u>
		<u>488,254.00</u>
Less:- Bank Charges & Comm.		-
DD/Cheque Deposited but not credited		-
		<u>-</u>
Balance as per ICICI Bank Statement-31.03.17		<u>488,254.00</u>


Secretary
D.M.I. Society
PATNA


Manager (F & A)
Development Management Institute
PATNA



Monthly Bank Reconciliation Statement of IDBI Bank, Ashiana Branch, Account No-1125104000076164, up to the period Mar'2017. Detail of reconciliation is given below:-

Balance as per bank book (DMI), 31.03.17			6,059,672.20
	Particulars	Ch. No	
Add:	1 Interest Received on Coupus Investment	-	-
	2 Interest Received on Scholar Fund Investment	-	-
	3 Fund Allocated under Corpus Investment :-	-	-
	4 Interest Received on SB	-	-
	5 CH. Issued but not presented in Bank	112891	20,650.00
	6 CH. Issued but not presented in Bank	112894	93,978.00
	7 CH. Issued but not presented in Bank	112896	2,350,316.00
			<u>2,464,944.00</u>
			8,524,616.20
Less:-	Bank Charges & Comm.		
	FD- but amt. not credited (75Lac+intt.-538498.2)		
	(Vide Letter-585/31.3.2017)		
			<u>8,038,498.20</u>
	Balance as per IDBI Bank Statement-31.03.17		<u>486,118.00</u>




Secretary
D.M.I. Society
PATNA


Manager (F & A)
Development Management Institute
PATNA



Monthly Bank Reconciliation Statement of YES Bank, Exhibition Road , Branch, Account No-025394600000247, up to the period Mar'17. Detail of reconciliation is given below:-

Balance as per bank book (DMI), 31.03.17		60,779.13
Particulars	Ch. No	
Add: 1 Interest on saving	0	-
2 Interest/Other Received-025394600000247,	0	-
		<hr/>
		60,779.13
Less:- Bank Charges & Comm.		<hr/>
Balance as per Yes Bank Statement-31.03.17		60,779.13


Secretary
D.M.I. Society
PATNA




Manager (F & A)

Development Management Institute
PATNA



This image shows a single page from a notebook or ledger. It features approximately 20 evenly spaced horizontal grey lines across its entire width. The lines are thin and light-colored, providing a guide for writing without being distracting. There is no handwriting or other markings on the page.





Development Management Institute

Udyog Bhawan (Second Floor), East Gandhi Maidan
Patna 800 004, Bihar, India
Telephone : +91 612 267 5180, 5283



www.dmi.ac.in

